




ICICLE CREEK

LANDOWNER STEWARDSHIP GUIDE



LIVING NEAR ICICLE CREEK

This guide explores the connection between people and place in the Icicle Creek valley by providing information about:

- ◆ Streamside vegetation management
- ◆ Improving water quality
- ◆ Living near recreation areas on Icicle Creek



WHY ARE NATIVE RIPARIAN PLANTS IMPORTANT?



FUNCTIONS OF NATIVE RIPARIAN PLANTS:

- ◆ PROTECT STREAM BANKS FROM EROSION
- ◆ PROVIDE SHADE FOR COOL WATER TEMPERATURES
- ◆ PROVIDE COVER (HIDING PLACES) FOR FISH
- ◆ TREES ARE PERCHES AND NESTING AREAS FOR BIRDS
- ◆ NATIVE PLANTS ARE FOOD FOR BIRDS AND WILDLIFE
- ◆ PLANTS FILTER NUTRIENT AND POLLUTION RUN-OFF
- ◆ VEGETATED BANKS PROVIDE FLOOD PROTECTION



ICICLE CREEK

RIPARIAN AREAS

What is a riparian area?

The riparian area consists of the plants or vegetation that grow along Icicle Creek.

What plants grow in riparian areas?

Plants that grow in riparian areas need to be tolerant of seasonal changes in water levels. In the Icicle Valley, water levels run high in the spring after snowmelt, but during late summer, the water level drops and plants must be drought tolerant in order to survive. Plant species that are native to the Icicle Valley are most tolerant of natural water level fluctuations and they provide important fish and wildlife habitat.

What is a native plant?

Plants considered native to Icicle creek are those species known to occur in the area prior to European settlement. You re probably familiar with many of these species like willows, red osier dogwood, cottonwood, Ponderosa pine, and blue elderberry. For a complete list of native plants that grow well in riparian areas along Icicle Creek, see this web site <http://www.co.chelan.wa.us/nr/education/>

How should I manage riparian vegetation?

Leaving native riparian vegetation intact or installing native riparian plants protects stream banks from erosion while providing fish and wildlife habitat. The roots of native vegetation stabilize the soils in stream banks. The above-ground portion of native trees and shrubs adds roughness to the banks which reduces the erosive forces of water against the banks. The trees and shrubs also help absorb rainfall and surface water run-off to reduce erosion.

Where can I buy native riparian plants?


There are three sources for native plants in the Wenatchee Valley:

- ◆ Derby Canyon Natives in Peshastin
(509) 548-9404 or <http://derbycanyonnatives.com/v2/>
- ◆ Cascadia Conservation District spring native plant sale
(509) 664-9370 or http://cascadiacd.org/native-plant-sale_312.html
- ◆ Deep Roots Nursery in Dryden
(509) 782-2639 or <http://www.deeprootslandscapes.com/nursery.php>

Can I get help restoring the riparian area?

Chelan County Natural Resources Department can provide technical assistance with selection of native plants for your riparian area. Depending upon site conditions, we may also be able to develop a riparian planting plan and install native plants at no charge to the landowner. For more information, please contact Lee Duncan at (509) 667-6640 or through email at lee.duncan@co.chelan.wa.us

FISH IN ICICLE CREEK



Recently, there have been open fishing seasons for spring Chinook, steelhead, and coho on Icicle Creek.

FISHERIES

Icicle Creek is home to spring and summer Chinook, steelhead, coho, bull trout, whitefish, rainbow trout, brook trout, and smaller species like sculpin, dace, and red sided shiners. Check fishing regulations for changes in seasons and locations <http://wdfw.wa.gov/fishing/regulations/>



Adult Fish Presence in Icicle Creek

Chinook	June—Sept.
Steelhead	Sept —March
Coho	Oct.—Nov.
Bull Trout	Sept.—Nov.

A beautiful hatchery spring Chinook caught on Icicle Creek!
If you catch a wild fish (with adipose fin), please keep it in the water until released.



ICICLE CREEK

W I L D L I F E

WILDLIFE IN THE ICICLE VALLEY

Wildlife species are abundant in the Icicle Valley. A few species present include black bear, cougar, bald eagle, peregrine falcon, river otters, beavers, and an abundance of deer. Wildlife sightings, such as fawn, ducklings, or a distant bear can be exciting, but sometimes living with wildlife can present challenges. See the tips below for living in harmony with wildlife.



© Pete Freund



© Pete Freund



© Pete Freund

LIVING WITH WILDLIFE—WHAT YOU CAN DO

- ◆ Bears—Put away bird seed and bird feeders during bear season (March—November) and keep garbage indoors until the morning of garbage pick-up.
- ◆ Raccoons - don't feed raccoons, keep pets inside at night, keep compost containers secure and clean BBQ's. For trapping information, see link below.
- ◆ Beavers - Plant native species less tasty to beavers such as Ponderosa pine, cascara, ninebark, twinberry, and spirea. See link below for beaver ponds.
- ◆ Deer—Drive slowly at night, fence garden areas with 6-8 foot tall fences, consider planting deer-resistant species (see link below for a list).
- ◆ For more information, see <http://wdfw.wa.gov/living/>

KEEPING WATER CLEAN IN ICICLE CREEK




WATER QUALITY

Everyone wants clean drinking water and healthy streams for fishing, recreation, and swimming. However, we may not realize that our day to day actions can impact water quality. See the tips below for more information.

WHAT YOU CAN DO

- ◆ Avoid or minimize using fertilizers and pesticides.
- ◆ Don't over-water lawns and gardens which can increase soil erosion and delivery of chemicals used on the property to the creek.
- ◆ Consider replacing lawn with native plants that will require less water and fertilizers.
- ◆ Do not hose down paved surfaces, like driveways which may wash oils or other substances into the creek. Use a broom instead and put debris in a trash can.
- ◆ Wash vehicles at a car wash or in a grassy or gravel area far away from Icicle Creek so soapy water can filter into the soil.
- ◆ Maintain septic systems to prevent failure and potential water pollution problems. Call (509) 886-6450 or visit Dept. of Health web site

www.cdhd.wa.gov/EnvironmentalHealthServices.htm





ICICLE CREEK

LIVING NEAR RECREATION AREAS



Tubers near the Icicle Creek and Wenatchee confluence

Fisherman and boaters have long used Icicle Creek for recreation. Recently, the number of commercial tubers has increased. In this situation, there can be user conflicts and access issues that will need to be addressed over time. Chelan County Sheriff Dept. is increasing their emphasis on enforcing all alcohol and boating safety laws.



New Invader!!! Patch of Japanese knotweed in Chelan County

JAPANESE KNOTWEED INVASIVE SPECIES

Keep an eye out for Japanese knotweed! This invasive plant has recently been found in Icicle Creek. If left unmanaged, it spreads quickly throughout the watershed and forms thick dense stands that are difficult to remove. Unlike native trees and shrubs, this plant dies back each winter, so it provides limited bank stabilization during spring high water levels.

WHAT YOU CAN DO

If you have Japanese Knotweed on your property, contact Chelan County Noxious Weed Control Board at (509) 667-6576 or www.co.chelan.wa.us/nw/nw_main.htm. The County can remove the knotweed patch at no cost to the landowner. Please do not attempt removal of this species because it reproduces by small pieces of stem or roots that float downstream.



Pine photos © Vitek Siroky

ICICLE CREEK

LANDOWNER STEWARDSHIP GUIDE



Chelan County Natural Resources Dept
316 Washington Street Suite 401
Wenatchee, WA 98801
Phone: 509-667-6436
E-mail: Matt.Shales@co.chelan.wa.us

TO:

Mailer address line 1

Mailer address line 2

Mailer address line 3

The Icicle Creek Landowner Stewardship Guide is a collaborative project of Trout Unlimited and Chelan County Natural Resources Dept.

ICICLE CREEK LANDOWNER STEWARDSHIP GUIDE

Learn about your role as a watershed steward!

