

Official Returns

of the

**Presidential Primary**

held in

**Chelan County**


March 10, 2020

State of Washington


## Oath of County Auditor or Supervisor of Elections

STATE OF WASHINGTON            )  
  ) ss.  
COUNTY OF CHELAN            )

I solemnly swear that the returns of the Presidential Primary held on March 10, 2020 in Chelan County, State of Washington, have been in no way altered and that they are the same as when they were deposited in my office.

  
\_\_\_\_\_  
County Auditor

*Subscribed and sworn to me this 20<sup>th</sup> day of March, 2020*


  
\_\_\_\_\_  
Chairman, County Legislative Authority

## Certification of the Canvassing Board

STATE OF WASHINGTON            )  
  ) ss.  
COUNTY OF CHELAN            )

The undersigned officers designated by law as constituting the Canvassing Board for the County of Chelan, State of Washington, hereby certify that this is a full, true and correct copy of the Abstract of Votes including the cumulative results, precinct results, and a reconciliation report of votes cast at the Presidential Primary held on March 10, 2020, in Chelan County, State of Washington, and that the following are the true and reconciled numbers of voters and votes counted.

*Witness our hands and official seal this 20<sup>th</sup> day of March, 2020*

  
\_\_\_\_\_  
County Auditor

  
\_\_\_\_\_  
County Legislative Authority

  
\_\_\_\_\_  
County Deputy Prosecuting Attorney 17942



# Chelan County Auditor

## Reconciliation Form

### General information

County name Chelan  
 Election date 3/10/2020

### Registered voters eligible to participate

Active registered voters 46,915  
 Inactive registered voters 3,315

### Category Reconciliation (detailed accounting of ballots)

	Issued (number of voters issued ballots)	Credited voters in VoteWA (envelopes containing ballots)	Ballots Accepted (Counted / Tabulated)	Ballots not counted		Discrepancy (If zero, category balances)
				Ballots forwarded to other counties	Ballots Rejected	
UOCAVA	530	50	47	N/A	3	0
Federal write-in	N/A	1	1	N/A	0	0
Provisional	0	0	0	0	0	0
DREs	0	0	0	N/A	0	0
All voters not reported in above categories	47,361	25,047	24,187	14	846	0
<b>Total for all voter categories</b>	<b>47,891</b>	<b>25,098</b>	<b>24,235</b>	<b>14</b>	<b>849</b>	<b>0</b>

### Summary

#### Reconciliation

##### Overall Ballot Reconciliation

Ballots Received	25,098
Ballots Accepted	24,235
Ballots Not Counted	863
<b>Discrepancy</b>	<b>0</b>

##### Voters credited to ballots counted

Credited voters in VoteWA	24,540
Credited envelopes without ballots	(306)
Voters not credited in VoteWA (examples: FWAB or ACP)	1
<b>Total valid ballots</b>	<b>24,235</b>
<b>Discrepancy</b>	<b>0</b>

#### Additional Information

##### Replacement Ballots

Requested	688
Issued	688
Returned	384
Counted	371
Rejected	13

##### Return method

Email	26
Fax	0
Deposited at staffed, unstaffed deposit sites and voting centers	13,073
Non-UOCAVA returned by Fax or Email	0

##### Generation method

VoteWA	144
Other online programs	0
PDF originating from county	0
Non-UOCAVA ballots issued electronically	46

##### AVU

Estimated number of paper ballots printed by AVU	1
--	---

#### Category discrepancy explanation

#### VoteWA discrepancy explanation

Report prepared by: Stephanie Wilder

Date: March 20, 2020

Contact number: 509-667-6806 (Skip Moore at 509-667-6802)

**Cumulative Results Report**

March 10, 2020 Presidential Primary

Run Time 10:29 AM

Run Date 03/20/2020

**Chelan County, WA**

Presidential Primary

3/10/2020

Page 1

**Official Results****Registered Voters**

24235 of 46915 = 51.66%

**Precincts Reporting**

0 of 90 = 0.00%

**President of the United States - Democratic Party**

Choice	Party	Early Voting		Total	
Michael Bennet		29	0.23%	29	0.23%
Joseph R. Biden		4,813	38.44%	4,813	38.44%
Michael Bloomberg		1,171	9.35%	1,171	9.35%
Cory Booker		12	0.10%	12	0.10%
Pete Buttigieg		663	5.29%	663	5.29%
John Delaney		3	0.02%	3	0.02%
Tulsi Gabbard		134	1.07%	134	1.07%
Amy Klobuchar		359	2.87%	359	2.87%
Deval Patrick		5	0.04%	5	0.04%
Bernie Sanders		4,192	33.48%	4,192	33.48%
Tom Steyer		47	0.38%	47	0.38%
Elizabeth Warren		980	7.83%	980	7.83%
Andrew Yang		50	0.40%	50	0.40%
Uncommitted Delegates		64	0.51%	64	0.51%
Cast Votes:		12,522	100.00%	12,522	100.00%
Undervotes:		4		4	
Overvotes:		5		5	
Invalid Votes:		0		0	
Rejected write-in votes:		0		0	
Unresolved write-in votes:		8		8	

**President of the United States - Republican Party**

Choice	Party	Early Voting		Total	
Donald J. Trump		11,535	100.00%	11,535	100.00%
Cast Votes:		11,535	100.00%	11,535	100.00%
Undervotes:		16		16	
Overvotes:		1		1	
Invalid Votes:		0		0	
Rejected write-in votes:		0		0	
Unresolved write-in votes:		144		144	

\*\*\* End of report \*\*\*

# Canvass Results Report

March 10, 2020 Presidential Primary

Run Time 10:32 AM

Run Date 03/20/2020

## Chelan County, WA

Presidential Primary

3/10/2020

Page 1

### Official Results

Registered Voters  
24235 of 46915 = 51.66%

Precincts Reporting  
0 of 90 = 0.00%

### President of the United States - Democratic Party

Precinct	Michael Bennet	Joseph R. Biden	Michael Bloomberg	Cory Booker	Pete Buttigieg	John Delaney	Tulsi Gabbard	Amy Klobuchar	Deval Patrick	Bernie Sanders	Tom Steyer	Elizabeth Warren
100	0	2	0	0	0	0	0	0	0	2	0	0
110	0	68	23	0	21	0	3	1	0	75	0	27
111	0	21	4	0	6	0	1	3	0	15	0	6
112	0	2	0	0	2	0	0	0	0	4	1	1
113	0	29	1	0	2	0	1	0	0	29	1	0
114	0	112	24	0	12	0	2	5	0	60	1	14
115	0	24	9	0	1	0	1	1	0	3	1	6
1158	0	0	0	0	0	0	0	0	0	4	0	0
116	0	32	7	1	1	0	1	7	0	29	1	6
120	2	51	16	0	4	0	4	6	0	61	1	17
121	0	41	12	0	10	0	3	2	0	54	1	5
122	0	59	8	0	4	0	0	3	0	32	0	9
123	0	5	0	0	0	0	1	0	0	7	0	0
124	0	9	3	0	0	0	0	0	0	8	0	0
125	0	157	17	0	18	0	2	13	0	120	0	38
126	0	29	6	0	5	0	1	3	0	18	0	11
127	0	37	7	0	2	0	2	0	0	41	0	9
128	0	8	4	0	1	0	0	0	0	20	0	0
129	0	78	15	1	6	0	0	12	0	31	0	16
131	0	6	1	0	0	0	0	0	0	5	0	3

# Canvass Results Report

March 10, 2020 Presidential Primary

Run Time 10:32 AM

Run Date 03/20/2020

## Chelan County, WA

Presidential Primary

3/10/2020

Page 2

### Official Results

Registered Voters

24235 of 46915 = 51.66%

Precincts Reporting

0 of 90 = 0.00%

### President of the United States - Democratic Party

Precinct	Andrew Yang	Uncommitted Delegates	Cast Votes	Undervotes	Overvotes	Invalid Votes	Rejected write-in votes	Unresolved write-in votes	Early Voting Ballots Cast	Total Ballots Cast	Registered Voters	Turnout Percentage
100	0	0	4	0	0	0	0	0	12	12	16	75.00%
110	0	2	220	0	0	0	0	0	377	377	604	62.42%
111	0	2	58	0	0	0	0	0	116	116	218	53.21%
112	0	0	10	0	0	0	0	0	19	19	56	33.93%
113	0	0	63	0	0	0	0	0	107	107	175	61.14%
114	1	0	231	0	0	0	0	0	394	394	683	57.69%
115	0	1	47	0	0	0	0	0	77	77	111	69.37%
1158	0	0	4	0	0	0	0	0	5	5	6	83.33%
116	0	0	85	0	1	0	0	0	143	143	242	59.09%
120	0	0	162	0	0	0	0	0	350	350	668	52.40%
121	1	0	129	0	0	0	0	0	301	301	581	51.81%
122	1	0	116	0	0	0	0	0	186	186	317	58.68%
123	0	0	13	0	0	0	0	0	41	41	65	63.08%
124	0	0	20	0	0	0	0	0	44	44	98	44.90%
125	1	2	368	0	0	0	0	0	581	581	930	62.47%
126	0	1	74	0	0	0	0	0	93	93	156	59.62%
127	0	0	98	0	0	0	0	0	165	165	319	51.72%
128	0	0	33	0	0	0	0	0	69	69	136	50.74%
129	0	0	159	0	0	0	0	1	246	246	384	64.06%
131	0	0	15	0	0	0	0	0	47	47	85	55.29%

**Canvass Results Report**

March 10, 2020 Presidential Primary

Run Time 10:32 AM

Run Date 03/20/2020

**Chelan County, WA**

Presidential Primary

3/10/2020

Page 3

**Official Results**

**Registered Voters**  
24235 of 46915 = 51.66%

**Precincts Reporting**  
0 of 90 = 0.00%

**President of the United States - Democratic Party**

Precinct	Michael Bennet	Joseph R. Biden	Michael Bloomberg	Cory Booker	Pete Buttigieg	John Delaney	Tulsi Gabbard	Amy Klobuchar	Deval Patrick	Bernie Sanders	Tom Steyer	Elizabeth Warren
132	0	5	0	0	2	0	1	0	0	5	1	0
133	1	58	6	0	4	0	0	1	0	36	0	12
134	0	84	13	0	11	0	2	0	0	56	0	14
135	0	51	13	0	13	0	1	2	0	54	0	9
136	0	0	0	0	0	0	0	0	1	0	0	0
140	2	26	8	1	5	0	1	1	0	66	0	3
141	0	4	0	0	2	0	0	0	0	1	0	0
143	0	3	1	0	0	0	0	1	0	0	0	0
144	0	4	0	0	1	0	0	0	0	3	0	0
145	0	5	0	0	0	0	0	1	0	2	0	0
146	0	8	2	0	0	0	2	1	0	23	0	4
147	1	56	14	0	8	0	8	4	0	65	0	7
148	0	51	12	0	1	0	1	2	0	42	0	9
149	0	32	10	0	4	0	1	8	0	22	1	7
150	0	20	7	0	0	0	1	1	0	3	0	2
152	0	0	0	0	0	0	0	0	0	0	0	0
153	0	185	46	0	19	1	2	15	0	66	3	23
154	2	143	32	0	25	0	4	13	0	63	0	30
155	0	33	3	0	10	0	2	6	0	44	0	8
156	0	13	3	0	3	0	0	1	0	4	0	4

**Canvass Results Report**

March 10, 2020 Presidential Primary

Run Time 10:32 AM

Run Date 03/20/2020

**Chelan County, WA**

Presidential Primary

3/10/2020

Page 4

**Official Results**

**Registered Voters**  
24235 of 46915 = 51.66%

**Precincts Reporting**  
0 of 90 = 0.00%

**President of the United States - Democratic Party**

Precinct	Andrew Yang	Uncommitted Delegates	Cast Votes	Undervotes	Overvotes	Invalid Votes	Rejected write-in votes	Unresolved write-in votes	Early Voting Ballots Cast	Total Ballots Cast	Registered Voters	Turnout Percentage
132	0	0	14	0	0	0	0	0	30	30	80	37.50%
133	1	0	119	0	0	0	0	0	332	332	638	52.04%
134	1	0	181	0	0	0	0	0	508	508	1,047	48.52%
135	0	0	143	0	0	0	0	0	494	494	1,068	46.25%
136	0	0	1	0	0	0	0	0	6	6	13	46.15%
140	1	0	114	0	0	0	0	1	199	199	546	36.45%
141	0	0	7	0	0	0	0	0	18	18	26	69.23%
143	0	0	5	0	0	0	0	0	10	10	15	66.67%
144	0	0	8	0	0	0	0	0	25	25	46	54.35%
145	0	0	8	0	0	0	0	0	40	40	95	42.11%
146	0	0	40	0	0	0	0	0	113	113	198	57.07%
147	0	0	163	0	0	0	0	0	499	499	985	50.66%
148	1	1	120	0	0	0	0	0	244	244	471	51.80%
149	0	0	85	0	0	0	0	1	181	181	355	50.99%
150	0	0	34	0	0	0	0	0	60	60	104	57.69%
152	0	0	0	0	0	0	0	0	7	7	12	58.33%
153	3	0	363	0	0	0	0	0	833	833	1,505	55.35%
154	2	4	318	0	0	0	0	0	664	664	1,176	56.46%
155	0	1	107	0	0	0	0	0	206	206	396	52.02%
156	0	0	28	0	0	0	0	0	52	52	113	46.02%



**Canvass Results Report**

March 10, 2020 Presidential Primary

Run Time 10:32 AM

Run Date 03/20/2020

**Chelan County, WA**

Presidential Primary

3/10/2020

Page 5

**Official Results**

**Registered Voters**  
24235 of 46915 = 51.66%

**Precincts Reporting**  
0 of 90 = 0.00%

**President of the United States - Democratic Party**

Precinct	Michael Bennet	Joseph R. Biden	Michael Bloomberg	Cory Booker	Pete Buttigieg	John Delaney	Tulsi Gabbard	Amy Klobuchar	Deval Patrick	Bernie Sanders	Tom Steyer	Elizabeth Warren
157	2	76	19	0	24	0	1	7	0	53	0	8
158	0	43	6	0	4	0	0	1	0	13	0	3
159	0	2	0	0	0	0	0	2	0	0	0	0
161	0	7	1	0	3	0	0	1	0	6	0	2
162	0	11	0	0	2	0	0	0	0	8	0	2
163	0	3	1	0	0	0	0	0	0	2	0	2
164	0	15	2	0	7	0	2	3	0	12	0	0
165	0	14	5	0	5	0	0	3	0	11	0	4
171	0	2	1	0	0	0	0	0	0	1	0	2
172	0	1	1	0	0	0	0	0	0	1	1	0
173	0	13	2	0	1	0	0	0	0	16	0	3
174	0	69	18	0	10	0	1	2	0	45	1	9
175	0	167	49	0	12	0	3	12	0	97	4	15
181	0	113	43	0	14	0	3	12	0	52	3	15
182	0	88	23	0	15	0	0	10	0	37	2	20
183	0	46	12	1	4	0	0	4	0	28	1	6
190	0	8	1	0	3	0	2	0	0	9	0	11
210	0	115	16	0	15	0	2	3	0	129	1	31
220	0	136	19	1	15	2	6	3	0	184	0	34
310	0	62	12	0	5	0	3	2	0	47	0	10

# Canvass Results Report

March 10, 2020 Presidential Primary

Run Time 10:32 AM

Run Date 03/20/2020

## Chelan County, WA

Presidential Primary

3/10/2020

Page 6

### Official Results

Registered Voters

24235 of 46915 = 51.66%

Precincts Reporting

0 of 90 = 0.00%

### President of the United States - Democratic Party

Precinct	Andrew Yang	Uncommitted Delegates	Cast Votes	Undervotes	Overvotes	Invalid Votes	Rejected write-in votes	Unresolved write-in votes	Early Voting Ballots Cast	Total Ballots Cast	Registered Voters	Turnout Percentage
157	3	0	193	0	0	0	0	0	466	466	891	52.30%
158	0	2	72	0	0	0	0	0	149	149	292	51.03%
159	0	0	4	0	0	0	0	0	10	10	18	55.56%
161	0	1	21	0	0	0	0	0	57	57	96	59.38%
162	0	1	24	0	0	0	0	0	36	36	69	52.17%
163	0	0	8	0	0	0	0	0	20	20	43	46.51%
164	0	1	42	0	0	0	0	0	164	164	337	48.66%
165	0	1	43	0	0	0	0	0	114	114	250	45.60%
171	0	0	6	0	0	0	0	0	18	18	33	54.55%
172	0	0	4	0	0	0	0	0	16	16	24	66.67%
173	0	0	35	0	0	0	0	0	45	45	69	65.22%
174	1	1	157	0	0	0	0	0	345	345	727	47.46%
175	0	0	359	0	0	0	0	0	655	655	1,237	52.95%
181	1	5	261	0	0	0	0	0	526	526	994	52.92%
182	0	0	195	0	0	0	0	1	405	405	787	51.46%
183	0	0	102	1	0	0	0	0	225	225	430	52.33%
190	0	0	34	0	0	0	0	0	54	54	74	72.97%
210	1	0	313	0	0	0	0	0	422	422	681	61.97%
220	1	0	401	0	0	0	0	1	571	571	900	63.44%
310	1	0	142	0	0	0	0	0	264	264	513	51.46%

**Canvass Results Report**

March 10, 2020 Presidential Primary

Run Time 10:32 AM

Run Date 03/20/2020

**Chelan County, WA**

Presidential Primary

3/10/2020

Page 7

**Official Results**

**Registered Voters**  
24235 of 46915 = 51.66%

**Precincts Reporting**  
0 of 90 = 0.00%

**President of the United States - Democratic Party**

Precinct	Michael Bennet	Joseph R. Biden	Michael Bloomberg	Cory Booker	Pete Buttigieg	John Delaney	Tulsi Gabbard	Amy Klobuchar	Deval Patrick	Bernie Sanders	Tom Steyer	Elizabeth Warren
320	1	48	15	0	11	0	1	3	0	47	0	7
330	1	40	11	0	8	0	0	4	1	42	0	10
400	3	62	22	0	7	0	2	3	0	89	1	6
410	0	77	13	0	10	0	0	10	0	64	0	16
420	0	83	21	0	11	0	2	3	0	87	0	10
430	1	129	28	0	27	0	2	16	0	97	0	26
440	0	111	27	0	9	0	1	6	0	79	1	23
450	0	62	14	0	9	0	1	3	0	70	1	19
451	2	82	29	0	19	0	2	13	0	94	2	23
460	0	57	13	0	2	0	2	6	0	97	0	20
470	0	104	20	0	18	0	2	7	0	98	2	32
480	1	96	21	1	17	0	10	10	0	132	0	25
481	0	39	14	0	4	0	4	4	0	92	0	15
490	1	82	18	0	13	0	0	8	0	70	2	18
500	0	0	0	0	0	0	0	0	0	1	0	0
510	3	54	30	1	5	0	5	4	0	105	0	12
511	0	13	8	0	2	0	0	0	0	43	0	7
520	1	187	45	0	21	0	4	16	0	92	1	31
530	3	48	20	1	7	0	0	3	0	85	1	22
540	0	128	37	0	17	0	5	5	0	100	1	29

# Canvass Results Report

March 10, 2020 Presidential Primary

Run Time 10:32 AM

Run Date 03/20/2020

## Chelan County, WA

Presidential Primary

3/10/2020

Page 8

### Official Results

Registered Voters  
24235 of 46915 = 51.66%

Precincts Reporting  
0 of 90 = 0.00%

### President of the United States - Democratic Party

Precinct	Andrew Yang	Uncommitted Delegates	Cast Votes	Undervotes	Overvotes	Invalid Votes	Rejected write-in votes	Unresolved write-in votes	Early Voting Ballots Cast	Total Ballots Cast	Registered Voters	Turnout Percentage
320	0	1	134	0	0	0	0	1	301	301	565	53.27%
330	1	0	118	0	1	0	0	0	292	292	656	44.51%
400	0	2	197	0	0	0	0	0	280	280	789	35.49%
410	0	0	190	0	0	0	0	0	373	373	710	52.54%
420	1	1	219	0	0	0	0	0	387	387	759	50.99%
430	4	0	330	0	0	0	0	0	655	655	1,184	55.32%
440	1	1	259	0	0	0	0	0	409	409	703	58.18%
450	1	1	181	0	0	0	0	0	363	363	752	48.27%
451	0	0	266	0	0	0	0	0	481	481	925	52.00%
460	0	1	198	0	1	0	0	0	342	342	777	44.02%
470	0	0	283	0	0	0	0	0	464	464	943	49.20%
480	2	3	318	0	0	0	0	0	473	473	1,046	45.22%
481	1	0	173	0	0	0	0	0	256	256	605	42.31%
490	1	1	214	0	0	0	0	0	378	378	738	51.22%
500	0	0	1	0	0	0	0	0	5	5	19	26.32%
510	1	0	220	0	0	0	0	1	388	388	818	47.43%
511	2	0	75	0	0	0	0	0	137	137	431	31.79%
520	1	4	403	1	0	0	0	0	802	802	1,373	58.41%
530	2	3	195	0	1	0	0	0	379	379	849	44.64%
540	1	2	325	0	0	0	0	1	697	697	1,340	52.01%

**Canvass Results Report**

March 10, 2020 Presidential Primary

Run Time 10:32 AM

Run Date 03/20/2020

**Chelan County, WA**

Presidential Primary

3/10/2020

Page 9

**Official Results**

Registered Voters  
24235 of 46915 = 51.66%

Precincts Reporting  
0 of 90 = 0.00%

**President of the United States - Democratic Party**

Precinct	Michael Bennet	Joseph R. Biden	Michael Bloomberg	Cory Booker	Pete Buttigieg	John Delaney	Tulsi Gabbard	Amy Klobuchar	Deval Patrick	Bernie Sanders	Tom Steyer	Elizabeth Warren
550	0	32	5	0	3	0	1	2	1	34	0	6
560	0	62	17	1	4	0	1	3	0	90	3	11
570	1	50	8	0	6	0	1	2	0	111	1	14
580	0	74	17	1	15	0	3	9	0	59	0	17
581	0	86	13	0	10	0	2	3	0	48	0	17
590	0	117	31	0	9	0	1	5	1	75	1	18
610	0	49	17	0	6	0	3	3	1	49	3	9
710	0	68	21	0	13	0	1	9	0	69	1	15
720	0	123	44	0	23	0	2	14	0	43	1	18
730	1	108	34	2	15	0	5	7	0	106	0	27
<b>Totals</b>	<b>29</b>	<b>4,813</b>	<b>1,171</b>	<b>12</b>	<b>663</b>	<b>3</b>	<b>134</b>	<b>359</b>	<b>5</b>	<b>4,192</b>	<b>47</b>	<b>980</b>

# Canvass Results Report

March 10, 2020 Presidential Primary

Run Time 10:32 AM

Run Date 03/20/2020

## Chelan County, WA

Presidential Primary

3/10/2020

Page 10

### Official Results

Registered Voters  
24235 of 46915 = 51.66%

Precincts Reporting  
0 of 90 = 0.00%

### President of the United States - Democratic Party

Precinct	Andrew Yang	Uncommitted Delegates	Cast Votes	Undervotes	Overvotes	Invalid Votes	Rejected write-in votes	Unresolved write-in votes	Early Voting Ballots Cast	Total Ballots Cast	Registered Voters	Turnout Percentage
550	0	0	84	0	0	0	0	0	146	146	287	50.87%
560	3	0	195	1	0	0	0	0	364	364	858	42.42%
570	1	2	197	0	0	0	0	0	268	268	804	33.33%
580	0	4	199	0	1	0	0	0	432	432	794	54.41%
581	0	1	180	0	0	0	0	0	335	335	574	58.36%
590	0	2	260	0	0	0	0	0	531	531	946	56.13%
610	1	6	147	1	0	0	0	0	412	412	804	51.24%
710	2	1	200	0	0	0	0	0	356	356	687	51.82%
720	1	0	269	0	0	0	0	0	522	522	888	58.78%
730	2	2	309	0	0	0	0	0	548	548	1,087	50.41%
<b>Totals</b>	<b>50</b>	<b>64</b>	<b>12,522</b>	<b>4</b>	<b>5</b>	<b>0</b>	<b>0</b>	<b>8</b>	<b>24,232</b>	<b>24,232</b>	<b>46,915</b>	<b>51.65%</b>

# Canvass Results Report

March 10, 2020 Presidential Primary

Run Time 10:32 AM

Run Date 03/20/2020

## Chelan County, WA

Presidential Primary

3/10/2020

Page 11

### Official Results

Registered Voters  
24235 of 46915 = 51.66%

Precincts Reporting

0 of 90 = 0.00%

### President of the United States - Republican Party

Precinct	Donald J. Trump	Cast Votes	Undervotes	Overvotes	Invalid Votes	Rejected write-in votes	Unresolved write-in votes	Early Voting Ballots Cast	Total Ballots Cast	Registered Voters	Turnout Percentage
100	8	8	0	0	0	0	0	12	12	16	75.00%
110	157	157	0	0	0	0	0	377	377	604	62.42%
111	57	57	0	0	0	0	1	116	116	218	53.21%
112	9	9	0	0	0	0	0	19	19	56	33.93%
113	44	44	0	0	0	0	0	107	107	175	61.14%
114	161	161	0	0	0	0	2	394	394	683	57.69%
115	30	30	0	0	0	0	0	77	77	111	69.37%
1158	1	1	0	0	0	0	0	5	5	6	83.33%
116	57	57	0	0	0	0	0	143	143	242	59.09%
120	186	186	1	0	0	0	1	350	350	668	52.40%
121	172	172	0	0	0	0	0	301	301	581	51.81%
122	69	69	0	0	0	0	1	186	186	317	58.68%
123	28	28	0	0	0	0	0	41	41	65	63.08%
124	23	23	0	0	0	0	1	44	44	98	44.90%
125	207	207	1	0	0	0	5	581	581	930	62.47%
126	17	17	0	0	0	0	2	93	93	156	59.62%
127	65	65	0	0	0	0	2	165	165	319	51.72%
128	35	35	0	0	0	0	1	69	69	136	50.74%
129	83	83	0	0	0	0	3	246	246	384	64.06%
131	32	32	0	0	0	0	0	47	47	85	55.29%

# Canvass Results Report

March 10, 2020 Presidential Primary

Run Time 10:32 AM

Run Date 03/20/2020

## Chelan County, WA

Presidential Primary

3/10/2020

Page 12

### Official Results

Registered Voters

24235 of 46915 = 51.66%

Precincts Reporting

0 of 90 = 0.00%

### President of the United States - Republican Party

Precinct	Donald J. Trump	Cast Votes	Undervotes	Overvotes	Invalid Votes	Rejected write-in votes	Unresolved write-in votes	Early Voting Ballots Cast	Total Ballots Cast	Registered Voters	Turnout Percentage
132	16	16	0	0	0	0	0	30	30	80	37.50%
133	213	213	0	0	0	0	0	332	332	638	52.04%
134	326	326	1	0	0	0	0	508	508	1,047	48.52%
135	351	351	0	0	0	0	0	494	494	1,068	46.25%
136	4	4	1	0	0	0	0	6	6	13	46.15%
140	83	83	0	0	0	0	1	199	199	546	36.45%
141	11	11	0	0	0	0	0	18	18	26	69.23%
143	5	5	0	0	0	0	0	10	10	15	66.67%
144	16	16	0	0	0	0	1	25	25	46	54.35%
145	32	32	0	0	0	0	0	40	40	95	42.11%
146	73	73	0	0	0	0	0	113	113	198	57.07%
147	331	331	1	0	0	0	4	499	499	985	50.66%
148	123	123	0	0	0	0	1	244	244	471	51.80%
149	94	94	0	0	0	0	1	181	181	355	50.99%
150	25	25	0	0	0	0	1	60	60	104	57.69%
152	7	7	0	0	0	0	0	7	7	12	58.33%
153	462	462	0	1	0	0	7	833	833	1,505	55.35%
154	338	338	0	0	0	0	8	664	664	1,176	56.46%
155	96	96	1	0	0	0	2	206	206	396	52.02%
156	24	24	0	0	0	0	0	52	52	113	46.02%



# Canvass Results Report

March 10, 2020 Presidential Primary

Run Time 10:32 AM

Run Date 03/20/2020

## Chelan County, WA

Presidential Primary

3/10/2020

Page 13

### Official Results

Registered Voters

24235 of 46915 = 51.66%

Precincts Reporting

0 of 90 = 0.00%

### President of the United States - Republican Party

Precinct	Donald J. Trump	Cast Votes	Undervotes	Overvotes	Invalid Votes	Rejected write-in votes	Unresolved write-in votes	Early Voting Ballots Cast	Total Ballots Cast	Registered Voters	Turnout Percentage
157	270	270	0	0	0	0	3	466	466	891	52.30%
158	76	76	1	0	0	0	0	149	149	292	51.03%
159	6	6	0	0	0	0	0	10	10	18	55.56%
161	36	36	0	0	0	0	0	57	57	96	59.38%
162	12	12	0	0	0	0	0	36	36	69	52.17%
163	12	12	0	0	0	0	0	20	20	43	46.51%
164	121	121	0	0	0	0	1	164	164	337	48.66%
165	70	70	0	0	0	0	1	114	114	250	45.60%
171	12	12	0	0	0	0	0	18	18	33	54.55%
172	12	12	0	0	0	0	0	16	16	24	66.67%
173	10	10	0	0	0	0	0	45	45	69	65.22%
174	187	187	0	0	0	0	1	345	345	727	47.46%
175	293	293	1	0	0	0	2	655	655	1,237	52.95%
181	265	265	0	0	0	0	0	526	526	994	52.92%
182	204	204	0	0	0	0	5	405	405	787	51.46%
183	122	122	0	0	0	0	0	225	225	430	52.33%
190	20	20	0	0	0	0	0	54	54	74	72.97%
210	109	109	0	0	0	0	0	422	422	681	61.97%
220	168	168	0	0	0	0	1	571	571	900	63.44%
310	121	121	0	0	0	0	1	264	264	513	51.46%

# Canvass Results Report

March 10, 2020 Presidential Primary

Run Time 10:32 AM

Run Date 03/20/2020

## Chelan County, WA

Presidential Primary

3/10/2020

Page 14

### Official Results

Registered Voters  
24235 of 46915 = 51.66%

Precincts Reporting  
0 of 90 = 0.00%

### President of the United States - Republican Party

Precinct	Donald J. Trump	Cast Votes	Undervotes	Overvotes	Invalid Votes	Rejected write-in votes	Unresolved write-in votes	Early Voting Ballots Cast	Total Ballots Cast	Registered Voters	Turnout Percentage
320	165	165	0	0	0	0	1	301	301	565	53.27%
330	170	170	0	0	0	0	3	292	292	656	44.51%
400	82	82	0	0	0	0	1	280	280	789	35.49%
410	181	181	0	0	0	0	2	373	373	710	52.54%
420	158	158	1	0	0	0	9	387	387	759	50.99%
430	321	321	2	0	0	0	3	655	655	1,184	55.32%
440	148	148	0	0	0	0	2	409	409	703	58.18%
450	178	178	0	0	0	0	4	363	363	752	48.27%
451	212	212	0	0	0	0	3	481	481	925	52.00%
460	143	143	0	0	0	0	0	342	342	777	44.02%
470	180	180	0	0	0	0	1	464	464	943	49.20%
480	144	144	1	0	0	0	10	473	473	1,046	45.22%
481	83	83	0	0	0	0	0	256	256	605	42.31%
490	162	162	0	0	0	0	2	378	378	738	51.22%
500	4	4	0	0	0	0	0	5	5	19	26.32%
510	163	163	0	0	0	0	4	388	388	818	47.43%
511	62	62	0	0	0	0	0	137	137	431	31.79%
520	385	385	1	0	0	0	13	802	802	1,373	58.41%
530	182	182	0	0	0	0	1	379	379	849	44.64%
540	363	363	0	0	0	0	8	697	697	1,340	52.01%

# Canvass Results Report

March 10, 2020 Presidential Primary

Run Time 10:32 AM

Run Date 03/20/2020

## Chelan County, WA

Presidential Primary

3/10/2020

Page 15

### Official Results

Registered Voters  
24235 of 46915 = 51.66%

Precincts Reporting  
0 of 90 = 0.00%

### President of the United States - Republican Party

Precinct	Donald J. Trump	Cast Votes	Undervotes	Overvotes	Invalid Votes	Rejected write-in votes	Unresolved write-in votes	Early Voting Ballots Cast	Total Ballots Cast	Registered Voters	Turnout Percentage
550	62	62	0	0	0	0	0	146	146	287	50.87%
560	168	168	0	0	0	0	0	364	364	858	42.42%
570	67	67	0	0	0	0	4	268	268	804	33.33%
580	232	232	0	0	0	0	0	432	432	794	54.41%
581	153	153	1	0	0	0	1	335	335	574	58.36%
590	269	269	0	0	0	0	2	531	531	946	56.13%
610	264	264	0	0	0	0	0	412	412	804	51.24%
710	154	154	0	0	0	0	2	356	356	687	51.82%
720	249	249	2	0	0	0	3	522	522	888	58.78%
730	234	234	0	0	0	0	5	548	548	1,087	50.41%
<b>Totals</b>	<b>11,535</b>	<b>11,535</b>	<b>16</b>	<b>1</b>	<b>0</b>	<b>0</b>	<b>144</b>	<b>24,232</b>	<b>24,232</b>	<b>46,915</b>	<b>51.65%</b>

**Canvass Results Report**

March 10, 2020 Presidential Primary

Run Time 10:32 AM

Run Date 03/20/2020

**Chelan County, WA**

Presidential Primary

3/10/2020

Page 16

**Official Results**

**Registered Voters**

24235 of 46915 = 51.66%

**Precincts Reporting**

0 of 90 = 0.00%

\*\*\* End of report \*\*\*