

Official Returns

of the

**Primary Special**

held in

Chelan County


August 4, 2020

State of Washington

## Oath of County Auditor or Supervisor of Elections

STATE OF WASHINGTON            )  
  ) ss.  
COUNTY OF CHELAN            )

I solemnly swear that the returns of the Primary Special Election held on August 4, 2020 in Chelan County, State of Washington, have been in no way altered and that they are the same as when they were deposited in my office.

  
\_\_\_\_\_  
County Auditor

*Subscribed and sworn to me this 18<sup>th</sup> day of August, 2020*


  
\_\_\_\_\_  
Chairman, County Legislative Authority

## Certification of the Canvassing Board


STATE OF WASHINGTON            )  
  ) ss.  
COUNTY OF CHELAN            )


The undersigned officers designated by law as constituting the Canvassing Board for the County of Chelan, State of Washington, hereby certify that this is a full, true and correct copy of the Abstract of Votes including the cumulative results, precinct results, and a reconciliation report of votes cast at the Primary Special Election held on August 4, 2020, in Chelan County, State of Washington, and that the following are the true and reconciled numbers of voters and votes counted.

*Witness our hands and official seal this 18<sup>th</sup> day of August, 2020*

  
\_\_\_\_\_  
County Auditor

  
\_\_\_\_\_  
County Legislative Authority

  
\_\_\_\_\_  
County Deputy Prosecuting Attorney



18276

# Chelan County Auditor

## Reconciliation Form

### General information

County name Chelan  
 Election date 8/4/2020

### Registered voters eligible to participate

Active registered voters 47,804  
 Inactive registered voters 3,135

### Category Reconciliation (detailed accounting of ballots)

	Issued (number of voters issued ballots)	Credited voters in VoteWA (envelopes containing ballots)	Ballots Accepted (Counted / Tabulated)	Ballots not counted		Discrepancy (If zero, category balances)
				Ballots forwarded to other counties	Ballots Rejected	
UOCAVA	429	56	56	N/A	0	0
Federal write-in	N/A	0	0	N/A	0	0
Provisional	0	0	0	0	0	0
DREs	0	0	0	N/A	0	0
All voters not reported in above categories	48,643	29,059	28,785	10	264	0
<b>Total for all voter categories</b>	<b>49,072</b>	<b>29,115</b>	<b>28,841</b>	<b>10</b>	<b>264</b>	<b>0</b>

### Summary

#### Reconciliation

##### Overall Ballot Reconciliation

Ballots Received	29,115
Ballots Accepted	28,841
Ballots Not Counted	274
Discrepancy	0

##### Voters credited to ballots counted

Credited voters in VoteWA	28,838
Credited envelopes without ballots	0
Voters not credited in VoteWA (examples: FWAB or ACP)	3
<b>Total valid ballots</b>	<b>28,841</b>
Discrepancy	0

#### Additional Information

##### Replacement Ballots

Requested	850
Issued	845
Returned	394
Counted	389
Rejected	5

##### Return method

Email	37
Fax	0
Deposited at staffed, unstaffed deposit sites and voting centers	17,622
Non-UOCAVA returned by Fax or Email	0

##### Generation method

VoteWA	515
Other online programs	0
PDF originating from county	0
Non-UOCAVA ballots issued electronically	502

##### AVU

Estimated number of paper ballots printed by AVU	0
--	---

#### Category discrepancy explanation

#### VoteWA discrepancy explanation

Report prepared by: Stephanie Wilder

Date: August 18, 2020

Contact number: 509-667-6806

## Cumulative Results Report

## Chelan County, Washington

## Official Results

August 4, 2020 Primary Special Election

### Primary Special Election

Registered Voters

28841 of 47804 = 60.33%

Precincts Reporting

0 of 90 = 0.00%

Run Time 10:16 AM

8/4/2020

Run Date 08/18/2020

Page 1

### U.S. Representative

Choice	Party	Early Voting		Total	
James Mitchell (Prefers Democratic Party)		544	2.00%	544	2.00%
Corey Bailey (Prefers Independent Party)		538	1.98%	538	1.98%
Jesse Jensen (Prefers Republican Party)		6,136	22.56%	6,136	22.56%
Kim Schrier (Prefers Democratic Party)		10,190	37.47%	10,190	37.47%
Ryan Dean Burkett (States No Party Preference)		178	0.65%	178	0.65%
Dave Saulibio (Prefers Trump Republican Party)		3,965	14.58%	3,965	14.58%
Keith Arnold (Prefers Democratic Party)		288	1.06%	288	1.06%
Keith R. Swank (Prefers Republican Party)		5,357	19.70%	5,357	19.70%
	Cast Votes:	27,196	100.00%	27,196	100.00%
	Undervotes:	1,562		1,562	
	Overvotes:	42		42	
	Unresolved write-in votes:	41		41	

### Governor

Choice	Party	Early Voting		Total	
Alex Tsimerman (Prefers StandupAmerica Party)		17	0.06%	17	0.06%
Phil Fortunato (Prefers Republican Party)		758	2.66%	758	2.66%
Ryan Ryals (Prefers Unaffiliated Party)		40	0.14%	40	0.14%
Leon Aaron Lawson (Prefers Trump Republican Party)		326	1.14%	326	1.14%
Henry Clay Dennison (Prefers Socialist Workers Party)		19	0.07%	19	0.07%
Tim Eyman (Prefers Republican Party)		1,554	5.45%	1,554	5.45%
Liz Hallock (Prefers Green Party)		146	0.51%	146	0.51%
Goodspaceguy (Prefers Trump Republican Party)		54	0.19%	54	0.19%
Omari Tahir Garrett (Prefers Democrat Party)		66	0.23%	66	0.23%
Don L. Rivers (Prefers Democratic Party)		210	0.74%	210	0.74%
Martin L. 'Iceman' Wheeler (Prefers Republican Party)		31	0.11%	31	0.11%
Raul Garcia (Prefers Republican Party)		1,568	5.50%	1,568	5.50%
Tylor Grow (Prefers Republican Party)		22	0.08%	22	0.08%
Winston Wilkes (Prefers Propertarianist Party)		4	0.01%	4	0.01%
Brian R. Weed (States No Party Preference)		32	0.11%	32	0.11%
Thor Amundson (Prefers Independent Party)		57	0.20%	57	0.20%
Gene Hart (Prefers Democratic Party)		109	0.38%	109	0.38%

## Cumulative Results Report

## Chelan County, Washington

## Official Results

August 4, 2020 Primary Special Election

Primary Special Election

Registered Voters

28841 of 47804 = 60.33%

Precincts Reporting

0 of 90 = 0.00%

Run Time 10:16 AM

8/4/2020

Run Date 08/18/2020

Page 2

### Governor

Choice	Party	Early Voting		Total	
William (Bill) Miller (Prefers American Patriot Party)		9	0.03%	9	0.03%
Matthew Murray (Prefers Republican Party)		41	0.14%	41	0.14%
Dylan B. Nails (Prefers Independent Party)		13	0.05%	13	0.05%
Cameron M. Vessey (States No Party Preference)		8	0.03%	8	0.03%
David W. Blomstrom (Prefers Fifth Republic Party)		3	0.01%	3	0.01%
Anton Sakharov (Prefers Trump Republican Party)		142	0.50%	142	0.50%
Craig Campbell (States No Party Preference)		21	0.07%	21	0.07%
Nate Herzog (Prefers Pre2016 Republican Party)		76	0.27%	76	0.27%
Cregan M. Newhouse (States No Party Preference)		34	0.12%	34	0.12%
Ian Gonzales (Prefers Republican Party)		24	0.08%	24	0.08%
Cairo D'Almeida (Prefers Democratic Party)		95	0.33%	95	0.33%
Elaina J. Gonzalez (Prefers Independent Party)		86	0.30%	86	0.30%
Jay Inslee (Prefers Democratic Party)		9,611	33.71%	9,611	33.71%
Joshua Freed (Prefers Republican Party)		4,345	15.24%	4,345	15.24%
David Voltz (Prefers Cascadia Labour Party)		1	0.00%	1	0.00%
Joshua Wolf (Prefers New-Liberty Party)		26	0.09%	26	0.09%
Loren Culp (Prefers Republican Party)		8,880	31.15%	8,880	31.15%
Richard L. Carpenter (Prefers Republican Party)		58	0.20%	58	0.20%
Bill Hirt (Prefers Republican Party)		25	0.09%	25	0.09%
	Cast Votes:	28,511	100.00%	28,511	100.00%
	Undervotes:	238		238	
	Overvotes:	72		72	
	Unresolved write-in votes:	20		20	

**Cumulative Results Report****Chelan County, Washington****Official Results**

August 4, 2020 Primary Special Election

## Primary Special Election

**Registered Voters**

28841 of 47804 = 60.33%

**Precincts Reporting**

0 of 90 = 0.00%

Run Time 10:16 AM

8/4/2020

Run Date 08/18/2020

Page 3

**Lt. Governor**

Choice	Party	Early Voting		Total	
Joseph Brumbles (Prefers Republican Party)		2,519	9.71%	2,519	9.71%
Jared Frerichs (Prefers Libertarian Party)		302	1.16%	302	1.16%
Ann Davison Sattler (Prefers Republican Party)		3,508	13.53%	3,508	13.53%
James R. Rafferty (Prefers Democratic Party)		565	2.18%	565	2.18%
Marko Liias (Prefers Democratic Party)		2,250	8.68%	2,250	8.68%
Matt Seymour (Prefers Libertarian Party)		319	1.23%	319	1.23%
Michelle Jasmer (Prefers Democratic Party)		1,724	6.65%	1,724	6.65%
Bill Penor (Prefers Republican Party)		765	2.95%	765	2.95%
Richard (Dick) Muri (Prefers Republican Party)		2,403	9.27%	2,403	9.27%
Denny Heck (Prefers Democratic Party)		5,396	20.81%	5,396	20.81%
Marty McClendon (Prefers Republican Party)		6,185	23.85%	6,185	23.85%
	Cast Votes:	25,936	100.00%	25,936	100.00%
	Undervotes:	2,808		2,808	
	Overvotes:	32		32	
	Unresolved write-in votes:	65		65	

**Secretary of State**

Choice	Party	Early Voting		Total	
Ed Minger (Prefers Independent Party)		958	3.48%	958	3.48%
Gentry Lange (Prefers Progressive Party)		414	1.50%	414	1.50%
Kim Wyman (Prefers Republican Party)		18,239	66.29%	18,239	66.29%
Gael Tarleton (Prefers Democratic Party)		7,902	28.72%	7,902	28.72%
	Cast Votes:	27,513	100.00%	27,513	100.00%
	Undervotes:	1,302		1,302	
	Overvotes:	3		3	
	Unresolved write-in votes:	23		23	

**Cumulative Results Report****Chelan County, Washington****Official Results**

August 4, 2020 Primary Special Election

## Primary Special Election

**Registered Voters**

28841 of 47804 = 60.33%

Run Time 10:16 AM

8/4/2020

**Precincts Reporting**

0 of 90 = 0.00%

Run Date 08/18/2020

Page 4

**State Treasurer**

Choice	Party	Early Voting		Total	
Duane A. Davidson (Prefers Republican Party)		17,279	63.73%	17,279	63.73%
Mike Pellicciotti (Prefers Democratic Party)		9,834	36.27%	9,834	36.27%
	Cast Votes:	27,113	100.00%	27,113	100.00%
	Undervotes:	1,699		1,699	
	Overvotes:	1		1	
	Unresolved write-in votes:	28		28	

**State Auditor**

Choice	Party	Early Voting		Total	
Joshua Casey (Prefers Democratic Party)		2,172	8.08%	2,172	8.08%
Chris Leyba (Prefers Republican Party)		16,189	60.24%	16,189	60.24%
Pat (Patrice) McCarthy (Prefers Democratic Party)		8,513	31.68%	8,513	31.68%
	Cast Votes:	26,874	100.00%	26,874	100.00%
	Undervotes:	1,921		1,921	
	Overvotes:	9		9	
	Unresolved write-in votes:	37		37	

**Attorney General**

Choice	Party	Early Voting		Total	
Matt Larkin (Prefers Republican Party)		9,666	35.27%	9,666	35.27%
Mike Vaska (Prefers GOP Party)		2,238	8.17%	2,238	8.17%
Brett Rogers (Prefers Republican Party)		4,710	17.18%	4,710	17.18%
Bob Ferguson (Prefers Democratic Party)		10,794	39.38%	10,794	39.38%
	Cast Votes:	27,408	100.00%	27,408	100.00%
	Undervotes:	1,396		1,396	
	Overvotes:	12		12	
	Unresolved write-in votes:	25		25	

**Cumulative Results Report****Chelan County, Washington****Official Results**

August 4, 2020 Primary Special Election

## Primary Special Election

**Registered Voters**

28841 of 47804 = 60.33%

Run Time 10:16 AM

8/4/2020

**Precincts Reporting**

0 of 90 = 0.00%

Run Date 08/18/2020

Page 5

**Commissioner of Public Lands**

Choice	Party	Early Voting	Total
Cameron Whitney (Prefers Republican Party)		3,969 15.06%	3,969 15.06%
Steve Sharon (Prefers Republican Party)		3,255 12.35%	3,255 12.35%
Hilary Franz (Prefers Democratic Party)		10,136 38.47%	10,136 38.47%
Kelsey Reyes (Prefers Libertarian Party)		778 2.95%	778 2.95%
Maryam Abasbarzy (Prefers Republican Party)		383 1.45%	383 1.45%
Sue Kuehl Pederson (Prefers Republican Party)		6,983 26.50%	6,983 26.50%
Frank Wallbrown (Prefers Democratic Party)		842 3.20%	842 3.20%
Cast Votes:		26,346 100.00%	26,346 100.00%
Undervotes:		2,428	2,428
Overvotes:		31	31
Unresolved write-in votes:		36	36

**Superintendent of Public Instruction - Nonpartisan Office**

Choice	Party	Early Voting	Total
Ron Higgins		5,371 22.69%	5,371 22.69%
Maia Espinoza		6,763 28.57%	6,763 28.57%
Stan Lippmann		730 3.08%	730 3.08%
David Spring		1,194 5.04%	1,194 5.04%
Dennis Wick		1,888 7.98%	1,888 7.98%
Chris Reykdal		7,725 32.63%	7,725 32.63%
Cast Votes:		23,671 100.00%	23,671 100.00%
Undervotes:		5,034	5,034
Overvotes:		8	8
Unresolved write-in votes:		128	128

**Insurance Commissioner**

Choice	Party	Early Voting	Total
Anthony Welti (Prefers Libertarian Party)		3,348 12.67%	3,348 12.67%
Chirayu Avinash Patel (Prefers Republican Party)		11,711 44.33%	11,711 44.33%
Mike Kreidler (Prefers Democratic Party)		11,361 43.00%	11,361 43.00%
Cast Votes:		26,420 100.00%	26,420 100.00%
Undervotes:		2,349	2,349
Overvotes:		1	1
Unresolved write-in votes:		71	71



**Cumulative Results Report****Chelan County, Washington****Official Results**

August 4, 2020 Primary Special Election

Primary Special Election

**Registered Voters**

28841 of 47804 = 60.33%

**Precincts Reporting**

0 of 90 = 0.00%

Run Time 10:16 AM

8/4/2020

Run Date 08/18/2020

Page 6

**State Senator**

Choice	Party	Early Voting		Total	
Brad Hawkins (Prefers Republican Party)		20,567	100.00%	20,567	100.00%
	Cast Votes:	20,567	100.00%	20,567	100.00%
	Undervotes:	7,055		7,055	
	Overvotes:	0		0	
	Unresolved write-in votes:	1,219		1,219	

**State Representative Position 1**

Choice	Party	Early Voting		Total	
Adrienne Moore (Prefers Democratic Party)		10,001	36.06%	10,001	36.06%
Keith Goehner (Prefers Republican Party)		17,737	63.94%	17,737	63.94%
	Cast Votes:	27,738	100.00%	27,738	100.00%
	Undervotes:	1,062		1,062	
	Overvotes:	3		3	
	Unresolved write-in votes:	38		38	

**State Representative Position 2**

Choice	Party	Early Voting		Total	
Mike Steele (Prefers Republican Party)		20,437	100.00%	20,437	100.00%
	Cast Votes:	20,437	100.00%	20,437	100.00%
	Undervotes:	7,313		7,313	
	Overvotes:	1		1	
	Unresolved write-in votes:	1,090		1,090	

**Chelan County Commissioner District No. 1**

Choice	Party	Early Voting		Total	
Kevin Overbay (Prefers Republican Party)		4,434	100.00%	4,434	100.00%
	Cast Votes:	4,434	100.00%	4,434	100.00%
	Undervotes:	1,899		1,899	
	Overvotes:	0		0	
	Unresolved write-in votes:	295		295	

**Cumulative Results Report**

August 4, 2020 Primary Special Election

Run Time 10:16 AM

Run Date 08/18/2020

**Chelan County, Washington**

Primary Special Election

8/4/2020

Page 7

**Official Results****Registered Voters**

28841 of 47804 = 60.33%

**Precincts Reporting**

0 of 90 = 0.00%

**Chelan County Commissioner District No. 3**

Choice	Party	Early Voting		Total	
Tiffany Gering (Prefers Republican Party)		2,768	30.13%	2,768	30.13%
Brandt Cappell (Prefers Republican Party)		2,600	28.30%	2,600	28.30%
Dale England (Prefers Republican Party)		3,818	41.56%	3,818	41.56%
Cast Votes:		9,186	100.00%	9,186	100.00%
Undervotes:		1,777		1,777	
Overvotes:		7		7	
Unresolved write-in votes:		169		169	

**Precinct Committee Officer Precinct 157**

Choice	Party	Early Voting		Total	
Robert Sealby - REP I affirm I am a Republican		204	58.62%	204	58.62%
James W Wiggs - REP I affirm I am a Republican		144	41.38%	144	41.38%
Cast Votes:		348	100.00%	348	100.00%
Undervotes:		262		262	
Overvotes:		0		0	
Unresolved write-in votes:		0		0	

**Precinct Committee Officer Precinct 480**

Choice	Party	Early Voting		Total	
Suzanne Tomassi - DEM I affirm I am a Democrat		107	55.15%	107	55.15%
Emma Anderson - DEM I affirm I am a Democrat		87	44.85%	87	44.85%
Cast Votes:		194	100.00%	194	100.00%
Undervotes:		367		367	
Overvotes:		1		1	
Unresolved write-in votes:		0		0	

## Cumulative Results Report

August 4, 2020 Primary Special Election

Run Time 10:16 AM

Run Date 08/18/2020

## Chelan County, Washington

Primary Special Election

8/4/2020

Page 8

## Official Results

### Registered Voters

28841 of 47804 = 60.33%

### Precincts Reporting

0 of 90 = 0.00%

### Chelan County Hospital District No. 2

Choice	Party	Early Voting		Total	
APPROVED		3,189	71.49%	3,189	71.49%
REJECTED		1,272	28.51%	1,272	28.51%
	Cast Votes:	4,461	100.00%	4,461	100.00%
	Undervotes:	248		248	
	Overvotes:	0		0	
	Unresolved write-in votes:	0		0	

\*\*\* End of report \*\*\*