

Official Returns

of the

General Election

held in

Chelan County


November 8, 2022

State of Washington

Oath of County Auditor or Supervisor of Elections


STATE OF WASHINGTON)
) ss.
COUNTY OF CHELAN)

I solemnly swear that the returns of the General Election held on November 8, 2022 in Chelan County, State of Washington, have been in no way altered and that they are the same as when they were deposited in my office.



County Auditor

Subscribed and sworn to me this 29th day of November, 2022




Chairman, County Legislative Authority

Certification of the Canvassing Board


STATE OF WASHINGTON)
) ss.
COUNTY OF CHELAN)

The undersigned officers designated by law as constituting the Canvassing Board for the County of Chelan, State of Washington, hereby certify that this is a full, true and correct copy of the Abstract of Votes including the cumulative results, precinct results, and a reconciliation report of votes cast at the General Election held on November 8, 2022, in Chelan County, State of Washington, and that the following are the true and reconciled numbers of voters and votes counted.


Witness our hands and official seal this 29th day of November, 2022.



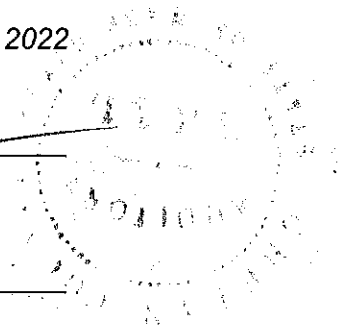
County Auditor



County Legislative Authority



County Deputy Prosecuting Attorney WSEA-# 18276



Cumulative Results Report**Chelan County, Washington****Official Results**

November 8, 2022 General Election

General Election

Registered Voters

34530 of 50966 = 67.75%

Precincts Reporting

0 of 92 = 0.00%

Run Time 11:23 AM

11/8/2022

Run Date 11/29/2022

Page 1

Advisory Vote No. 39 Engrossed Substitute Senate Bill 5974

Choice	Party	Early Voting		Total	
Repealed		22,490	70.17%	22,490	70.17%
Maintained		9,559	29.83%	9,559	29.83%
Cast Votes:		32,049	100.00%	32,049	100.00%
Undervotes:		2,479		2,479	
Overvotes:		2		2	
Unresolved write-in votes:		0		0	

Advisory Vote No. 40 Engrossed Substitute House Bill 2076

Choice	Party	Early Voting		Total	
Repealed		19,953	63.34%	19,953	63.34%
Maintained		11,548	36.66%	11,548	36.66%
Cast Votes:		31,501	100.00%	31,501	100.00%
Undervotes:		3,026		3,026	
Overvotes:		3		3	
Unresolved write-in votes:		0		0	

U.S. Senator

Choice	Party	Early Voting		Total	
Patty Murray		14,373	42.02%	14,373	42.02%
Tiffany Smiley		19,833	57.98%	19,833	57.98%
Cast Votes:		34,206	100.00%	34,206	100.00%
Undervotes:		255		255	
Overvotes:		2		2	
Unresolved write-in votes:		67		67	

U.S. Representative

Choice	Party	Early Voting		Total	
Kim Schrier		15,855	46.68%	15,855	46.68%
Matt Larkin		18,113	53.32%	18,113	53.32%
Cast Votes:		33,968	100.00%	33,968	100.00%
Undervotes:		427		427	
Overvotes:		4		4	
Unresolved write-in votes:		131		131	

Cumulative Results Report**Chelan County, Washington****Official Results**

November 8, 2022 General Election

General Election

Registered Voters

34530 of 50966 = 67.75%

Precincts Reporting

0 of 92 = 0.00%

Run Time 11:23 AM

11/8/2022

Run Date 11/29/2022

Page 2

Secretary of State - 2 year unexpired term

Choice	Party	Early Voting		Total	
Steve Hobbs		11,885	38.45%	11,885	38.45%
Julie Anderson		19,026	61.55%	19,026	61.55%
	Cast Votes:	30,911	100.00%	30,911	100.00%
	Undervotes:	1,903		1,903	
	Overvotes:	7		7	
	Unresolved write-in votes:	1,709		1,709	

State Representative Pos. 1

Choice	Party	Early Voting		Total	
Keith W. Goehner		23,990	100.00%	23,990	100.00%
	Cast Votes:	23,990	100.00%	23,990	100.00%
	Undervotes:	9,733		9,733	
	Overvotes:	0		0	
	Unresolved write-in votes:	807		807	

State Representative Pos. 2

Choice	Party	Early Voting		Total	
Mike Steele		24,329	87.81%	24,329	87.81%
Robert K Amenn		3,378	12.19%	3,378	12.19%
	Cast Votes:	27,707	100.00%	27,707	100.00%
	Undervotes:	6,246		6,246	
	Overvotes:	12		12	
	Unresolved write-in votes:	565		565	

Assessor

Choice	Party	Early Voting		Total	
Deanna C Walter		23,377	100.00%	23,377	100.00%
	Cast Votes:	23,377	100.00%	23,377	100.00%
	Undervotes:	10,581		10,581	
	Overvotes:	0		0	
	Unresolved write-in votes:	572		572	

Cumulative Results Report**Chelan County, Washington****Official Results**

November 8, 2022 General Election

General Election

Registered Voters

34530 of 50966 = 67.75%

Precincts Reporting

0 of 92 = 0.00%

Run Time 11:23 AM

11/8/2022

Run Date 11/29/2022

Page 3

Auditor

Choice	Party	Early Voting		Total	
Skip Moore		23,915	100.00%	23,915	100.00%
	Cast Votes:	23,915	100.00%	23,915	100.00%
	Undervotes:	10,088		10,088	
	Overvotes:	0		0	
	Unresolved write-in votes:	527		527	

Clerk

Choice	Party	Early Voting		Total	
Sandra Arechiga		15,978	49.26%	15,978	49.26%
Marty (Martin) Young		16,456	50.74%	16,456	50.74%
	Cast Votes:	32,434	100.00%	32,434	100.00%
	Undervotes:	2,030		2,030	
	Overvotes:	5		5	
	Unresolved write-in votes:	61		61	

Commissioner District No. 2

Choice	Party	Early Voting		Total	
Anne Hessburg		16,505	49.51%	16,505	49.51%
Shon D. Smith		16,833	50.49%	16,833	50.49%
	Cast Votes:	33,338	100.00%	33,338	100.00%
	Undervotes:	1,134		1,134	
	Overvotes:	4		4	
	Unresolved write-in votes:	54		54	

Coroner

Choice	Party	Early Voting		Total	
Wayne E. Harris		23,549	100.00%	23,549	100.00%
	Cast Votes:	23,549	100.00%	23,549	100.00%
	Undervotes:	10,584		10,584	
	Overvotes:	0		0	
	Unresolved write-in votes:	397		397	

Cumulative Results Report**Chelan County, Washington****Official Results**

November 8, 2022 General Election

General Election

Registered Voters

34530 of 50966 = 67.75%

Precincts Reporting

0 of 92 = 0.00%

Run Time 11:23 AM

11/8/2022

Run Date 11/29/2022

Page 4

Prosecuting Attorney - 4 year short & full term

Choice	Party	Early Voting		Total	
Robert W. Sealby		22,774	100.00%	22,774	100.00%
	Cast Votes:	22,774	100.00%	22,774	100.00%
	Undervotes:	11,346		11,346	
	Overvotes:	0		0	
	Unresolved write-in votes:	410		410	

Sheriff

Choice	Party	Early Voting		Total	
Brian Burnett		14,358	45.35%	14,358	45.35%
Mike Morrison		17,300	54.65%	17,300	54.65%
	Cast Votes:	31,658	100.00%	31,658	100.00%
	Undervotes:	2,659		2,659	
	Overvotes:	18		18	
	Unresolved write-in votes:	195		195	

Treasurer

Choice	Party	Early Voting		Total	
David E Griffiths		22,776	100.00%	22,776	100.00%
	Cast Votes:	22,776	100.00%	22,776	100.00%
	Undervotes:	11,369		11,369	
	Overvotes:	0		0	
	Unresolved write-in votes:	385		385	

Supreme Court Justice Position 1

Choice	Party	Early Voting		Total	
Mary I. Yu		20,353	100.00%	20,353	100.00%
	Cast Votes:	20,353	100.00%	20,353	100.00%
	Undervotes:	13,740		13,740	
	Overvotes:	1		1	
	Unresolved write-in votes:	436		436	

Cumulative Results Report**Chelan County, Washington****Official Results**

November 8, 2022 General Election

General Election

Registered Voters

34530 of 50966 = 67.75%

Precincts Reporting

0 of 92 = 0.00%

Run Time 11:23 AM

11/8/2022

Run Date 11/29/2022

Page 5

Supreme Court Justice Position 5

Choice	Party	Early Voting		Total	
Barbara Madsen		20,356	100.00%	20,356	100.00%
	Cast Votes:	20,356	100.00%	20,356	100.00%
	Undervotes:	13,869		13,869	
	Overvotes:	1		1	
	Unresolved write-in votes:	304		304	

Supreme Court Justice Position 6

Choice	Party	Early Voting		Total	
G. Helen Whitener		20,214	100.00%	20,214	100.00%
	Cast Votes:	20,214	100.00%	20,214	100.00%
	Undervotes:	14,001		14,001	
	Overvotes:	0		0	
	Unresolved write-in votes:	315		315	

Superior Court Judge Position 1 - 2 year unexpired term

Choice	Party	Early Voting		Total	
Robert E. Jourdan		20,132	100.00%	20,132	100.00%
	Cast Votes:	20,132	100.00%	20,132	100.00%
	Undervotes:	14,152		14,152	
	Overvotes:	1		1	
	Unresolved write-in votes:	245		245	

District Court Judge Position 1

Choice	Party	Early Voting		Total	
Allen F. Blackmon		13,755	47.53%	13,755	47.53%
Jon Volyn		15,185	52.47%	15,185	52.47%
	Cast Votes:	28,940	100.00%	28,940	100.00%
	Undervotes:	5,484		5,484	
	Overvotes:	7		7	
	Unresolved write-in votes:	99		99	

Cumulative Results Report**Chelan County, Washington****Official Results**

November 8, 2022 General Election

General Election

Registered Voters

34530 of 50966 = 67.75%

Precincts Reporting

0 of 92 = 0.00%

Run Time 11:23 AM

11/8/2022

Run Date 11/29/2022

Page 6

District Court Judge Position 2

Choice	Party	Early Voting		Total	
Kyle Mott		20,128	100.00%	20,128	100.00%
	Cast Votes:	20,128	100.00%	20,128	100.00%
	Undervotes:	14,042		14,042	
	Overvotes:	0		0	
	Unresolved write-in votes:	360		360	

Public Utility District Commissioner District 3

Choice	Party	Early Voting		Total	
Aurora Flores		12,722	44.61%	12,722	44.61%
Carnan Bergren		15,798	55.39%	15,798	55.39%
	Cast Votes:	28,520	100.00%	28,520	100.00%
	Undervotes:	5,902		5,902	
	Overvotes:	2		2	
	Unresolved write-in votes:	106		106	

Public Utility District Commissioner District B

Choice	Party	Early Voting		Total	
Kelly Allen		20,544	100.00%	20,544	100.00%
	Cast Votes:	20,544	100.00%	20,544	100.00%
	Undervotes:	13,734		13,734	
	Overvotes:	0		0	
	Unresolved write-in votes:	252		252	

Chiwawa Mosquito Control District - Proposition No. 1

Choice	Party	Early Voting		Total	
Yes		114	77.03%	114	77.03%
No		34	22.97%	34	22.97%
	Cast Votes:	148	100.00%	148	100.00%
	Undervotes:	2		2	
	Overvotes:	0		0	
	Unresolved write-in votes:	0		0	

Cumulative Results Report

November 8, 2022 General Election

Run Time 11:23 AM

Run Date 11/29/2022

Chelan County, Washington

General Election

11/8/2022

Page 7

Official Results

Registered Voters

34530 of 50966 = 67.75%

Precincts Reporting

0 of 92 = 0.00%

Chiwawa Mosquito Control District - Proposition No. 2

Choice	Party	Early Voting		Total	
Yes		104	70.27%	104	70.27%
No		44	29.73%	44	29.73%
	Cast Votes:	148	100.00%	148	100.00%
	Undervotes:	2		2	
	Overvotes:	0		0	
	Unresolved write-in votes:	0		0	

*** End of report ***