

Official Returns

of the

Special Election

held in

Chelan County


February 8, 2022

State of Washington

Oath of County Auditor or Supervisor of Elections


STATE OF WASHINGTON)
) ss.
COUNTY OF CHELAN)

I solemnly swear that the returns of the Special Election held on February 8, 2022 in Chelan County, State of Washington, have been in no way altered and that they are the same as when they were deposited in my office.



County Auditor

Subscribed and sworn to me this 18th day of February, 2022




Chairman, County Legislative Authority


Certification of the Canvassing Board

STATE OF WASHINGTON)
) ss.
COUNTY OF CHELAN)

The undersigned officers designated by law as constituting the Canvassing Board for the County of Chelan, State of Washington, hereby certify that this is a full, true and correct copy of the Abstract of Votes including the cumulative results, precinct results, and a reconciliation report of votes cast at the Special Election held on February 8, 2022, in Chelan County, State of Washington, and that the following are the true and reconciled numbers of voters and votes counted.

Witness our hands and official seal this 18th day of February, 2022






County Auditor



County Legislative Authority



County Deputy Prosecuting Attorney

USBA 18276

Cumulative Results Report**Chelan County, Washington****Official Results**

February 8, 2022 Special Election

Special Election

Registered Voters

2203 of 5230 = 42.12%

Precincts Reporting

0 of 9 = 0.00%

Run Time 10:26 AM

2/8/2022

Run Date 02/18/2022

Page 1

LAKE CHELAN SCHOOL DISTRICT NO. 129 PROPOSITION NO. 1

Choice	Party	Absentee Voting		Early Voting		Election Day Voting		Total	
LEVY...YES		0	0.00%	1,229	56.07%	0	0.00%	1,229	56.07%
LEVY...NO		0	0.00%	963	43.93%	0	0.00%	963	43.93%
Cast Votes:		0	0.00%	2,192	100.00%	0	0.00%	2,192	100.00%
Undervotes:		0		2		0		2	
Overvotes:		0		0		0		0	

PATEROS SCHOOL DISTRICT NO. 122-70J PROPOSITION NO. 1

Choice	Party	Absentee Voting		Early Voting		Election Day Voting		Total	
LEVY...YES		0	0.00%	8	88.89%	0	0.00%	8	88.89%
LEVY...NO		0	0.00%	1	11.11%	0	0.00%	1	11.11%
Cast Votes:		0	0.00%	9	100.00%	0	0.00%	9	100.00%
Undervotes:		0		0		0		0	
Overvotes:		0		0		0		0	

*** End of report ***