

Official Returns

of the

General Election

held in

Chelan County

November 3, 2020

State of Washington

Oath of County Auditor or Supervisor of Elections


STATE OF WASHINGTON)
) ss.
COUNTY OF CHELAN)

I solemnly swear that the returns of the General Election held on November 3, 2020 in Chelan County, State of Washington, have been in no way altered and that they are the same as when they were deposited in my office.



County Auditor

Subscribed and sworn to me this 24th day of November, 2020




Chairman, County Legislative Authority

Certification of the Canvassing Board

STATE OF WASHINGTON)
) ss.
COUNTY OF CHELAN)

The undersigned officers designated by law as constituting the Canvassing Board for the County of Chelan, State of Washington, hereby certify that this is a full, true and correct copy of the Abstract of Votes including the cumulative results, precinct results, and a reconciliation report of votes cast at the General Election held on November 3, 2020, in Chelan County, State of Washington, and that the following are the true and reconciled numbers of voters and votes counted.


Witness our hands and official seals this 24th day of November, 2020




County Auditor



County Legislative Authority



County Deputy Prosecuting Attorney



Chelan County Auditor

Reconciliation Form

General information

County name Chelan
Election date 11/3/2020

Registered voters eligible to participate

Active registered voters 50,620
Inactive registered voters 2,856

Category Reconciliation (detailed accounting of ballots)

	Issued (number of voters issued ballots)	Credited voters in VoteWA (envelopes containing ballots)	Ballots Accepted (Counted / Tabulated)	Ballots not counted		Discrepancy (If zero, category balances)
				Ballots forwarded to other counties	Ballots Rejected	
UOCAVA	590	131	129	N/A	2	0
Federal write-in	N/A	10	10	N/A	0	0
Provisional	0	0	0	0	0	0
DREs	0	0	0	N/A	0	0
All voters not reported in above categories	52,820	43,680	43,495	40	145	0
Total for all voter categories	53,410	43,821	43,634	40	147	0

Summary

Reconciliation

Overall Ballot Reconciliation

Ballots Received	43,821
Ballots Accepted	43,634
Ballots Not Counted	187
Discrepancy	0

Voters credited to ballots counted

Credited voters in VoteWA	43,631
Credited envelopes without ballots	0
Voters not credited in VoteWA (examples: FWAB or ACP)	3
Total valid ballots	43,634
Discrepancy	0

Additional Information

Replacement Ballots

Requested	2,089
Issued	2,083
Returned	1,424
Counted	1,413
Rejected	11

Return method

Email	160
Fax	6
Deposited at staffed, unstaffed deposit sites and voting centers	34,050
Non-UOCAVA returned by Fax or Email	0

Generation method

VoteWA	778
Other online programs	0
PDF originating from county	0
Non-UOCAVA ballots issued electronically	797

AVU

Estimated number of paper ballots printed by AVU	0
--	---

Category discrepancy explanation

VoteWA discrepancy explanation

Report prepared by: Stephanie Wilder

Date: November 24, 2020

Contact number: 509-667-6806

Cumulative Results Report**Chelan County, Washington****Official Results**

November 3, 2020 General Election

General Election

Registered Voters

43634 of 50620 = 86.20%

Precincts Reporting

0 of 91 = 0.00%

Run Time 11:01 AM

11/3/2020

Run Date 11/24/2020

Page 1

Referendum Measure No. 90

Choice	Party	Early Voting		Total	
Approved		19,244	47.48%	19,244	47.48%
Rejected		21,285	52.52%	21,285	52.52%
	Cast Votes:	40,529	100.00%	40,529	100.00%
	Undervotes:	3,104		3,104	
	Overvotes:	1		1	
	Unresolved write-in votes:	0		0	

Advisory Vote No. 32 Engrossed Substitute Senate Bill 5323

Choice	Party	Early Voting		Total	
Repealed		27,941	68.48%	27,941	68.48%
Maintained		12,859	31.52%	12,859	31.52%
	Cast Votes:	40,800	100.00%	40,800	100.00%
	Undervotes:	2,829		2,829	
	Overvotes:	5		5	
	Unresolved write-in votes:	0		0	

Advisory Vote No. 33 Substitute Senate Bill 5628

Choice	Party	Early Voting		Total	
Repealed		28,278	70.17%	28,278	70.17%
Maintained		12,023	29.83%	12,023	29.83%
	Cast Votes:	40,301	100.00%	40,301	100.00%
	Undervotes:	3,331		3,331	
	Overvotes:	2		2	
	Unresolved write-in votes:	0		0	

Advisory Vote No. 34 Engrossed Substitute Senate Bill 6492

Choice	Party	Early Voting		Total	
Repealed		28,856	72.08%	28,856	72.08%
Maintained		11,179	27.92%	11,179	27.92%
	Cast Votes:	40,035	100.00%	40,035	100.00%
	Undervotes:	3,597		3,597	
	Overvotes:	2		2	
	Unresolved write-in votes:	0		0	

Cumulative Results Report**Chelan County, Washington****Official Results**

November 3, 2020 General Election

General Election

Registered Voters

43634 of 50620 = 86.20%

Precincts Reporting

0 of 91 = 0.00%

Run Time 11:01 AM

11/3/2020

Run Date 11/24/2020

Page 2

Advisory Vote No. 35 Engrossed Senate Bill 6690

Choice	Party	Early Voting		Total	
Repealed		25,170	62.49%	25,170	62.49%
Maintained		15,107	37.51%	15,107	37.51%
	Cast Votes:	40,277	100.00%	40,277	100.00%
	Undervotes:	3,355		3,355	
	Overvotes:	2		2	
	Unresolved write-in votes:	0		0	

Engrossed Senate Joint Resolution No. 8212

Choice	Party	Early Voting		Total	
Approved		15,308	38.09%	15,308	38.09%
Rejected		24,881	61.91%	24,881	61.91%
	Cast Votes:	40,189	100.00%	40,189	100.00%
	Undervotes:	3,442		3,442	
	Overvotes:	3		3	
	Unresolved write-in votes:	0		0	

President/Vice President

Choice	Party	Early Voting		Total	
Joseph R. Biden / Kamala D. Harris Democratic Party Nominees		19,349	44.97%	19,349	44.97%
Donald J. Trump / Michael R. Pence Republican Party Nominees		22,746	52.87%	22,746	52.87%
Jo Jorgensen / Jeremy "Spike" Cohen Libertarian Party Nominees		709	1.65%	709	1.65%
Howie Hawkins / Angela Walker Green Party Nominees		156	0.36%	156	0.36%
Gloria La Riva / Sunil Freeman Socialism And Liberation Party Nominees		44	0.10%	44	0.10%
Alyson Kennedy / Malcolm M. Jarrett Socialist Workers Party Nominees		21	0.05%	21	0.05%
	Cast Votes:	43,025	100.00%	43,025	100.00%
	Undervotes:	305		305	
	Overvotes:	23		23	
	Unresolved write-in votes:	281		281	

Cumulative Results Report

Chelan County, Washington

Official Results

November 3, 2020 General Election

General Election

Registered Voters

43634 of 50620 = 86.20%

Precincts Reporting

0 of 91 = 0.00%

Run Time 11:01 AM

11/3/2020

Run Date 11/24/2020

Page 3

U.S. Representative

Choice	Party	Early Voting		Total	
Kim Schrier (Prefers Democratic Party)		19,503	45.88%	19,503	45.88%
Jesse Jensen (Prefers Republican Party)		23,005	54.12%	23,005	54.12%
	Cast Votes:	42,508	100.00%	42,508	100.00%
	Undervotes:	1,056		1,056	
	Overvotes:	2		2	
	Unresolved write-in votes:	68		68	

Governor

Choice	Party	Early Voting		Total	
Jay Inslee (Prefers Democratic Party)		17,922	41.82%	17,922	41.82%
Loren Culp (Prefers Republican Party)		24,936	58.18%	24,936	58.18%
	Cast Votes:	42,858	100.00%	42,858	100.00%
	Undervotes:	583		583	
	Overvotes:	5		5	
	Unresolved write-in votes:	188		188	

Lt. Governor

Choice	Party	Early Voting		Total	
Denny Heck (Prefers Democratic Party)		14,442	60.05%	14,442	60.05%
Marko Liias (Prefers Democratic Party)		9,609	39.95%	9,609	39.95%
	Cast Votes:	24,051	100.00%	24,051	100.00%
	Undervotes:	5,618		5,618	
	Overvotes:	6		6	
	Unresolved write-in votes:	13,959		13,959	

Secretary of State

Choice	Party	Early Voting		Total	
Kim Wyman (Prefers Republican Party)		27,338	65.24%	27,338	65.24%
Gael Tarleton (Prefers Democratic Party)		14,565	34.76%	14,565	34.76%
	Cast Votes:	41,903	100.00%	41,903	100.00%
	Undervotes:	1,697		1,697	
	Overvotes:	1		1	
	Unresolved write-in votes:	33		33	

Cumulative Results Report**Chelan County, Washington****Official Results**

November 3, 2020 General Election

General Election

Registered Voters

43634 of 50620 = 86.20%

Precincts Reporting

0 of 91 = 0.00%

Run Time 11:01 AM

11/3/2020

Run Date 11/24/2020

Page 4

State Treasurer

Choice	Party	Early Voting		Total	
Mike Pellicciotti (Prefers Democratic Party)		16,792	40.56%	16,792	40.56%
Duane A. Davidson (Prefers Republican Party)		24,613	59.44%	24,613	59.44%
	Cast Votes:	41,405	100.00%	41,405	100.00%
	Undervotes:	2,205		2,205	
	Overvotes:	0		0	
	Unresolved write-in votes:	24		24	

State Auditor

Choice	Party	Early Voting		Total	
Pat (Patrice) McCarthy (Prefers Democratic Party)		18,142	43.92%	18,142	43.92%
Chris Leyba (Prefers Republican Party)		23,166	56.08%	23,166	56.08%
	Cast Votes:	41,308	100.00%	41,308	100.00%
	Undervotes:	2,307		2,307	
	Overvotes:	1		1	
	Unresolved write-in votes:	18		18	

Attorney General

Choice	Party	Early Voting		Total	
Bob Ferguson (Prefers Democratic Party)		17,943	42.94%	17,943	42.94%
Matt Larkin (Prefers Republican Party)		23,839	57.06%	23,839	57.06%
	Cast Votes:	41,782	100.00%	41,782	100.00%
	Undervotes:	1,802		1,802	
	Overvotes:	2		2	
	Unresolved write-in votes:	48		48	

Commissioner of Public Lands

Choice	Party	Early Voting		Total	
Hilary Franz (Prefers Democratic Party)		18,436	44.45%	18,436	44.45%
Sue Kuehl Pederson (Prefers Republican Party)		23,037	55.55%	23,037	55.55%
	Cast Votes:	41,473	100.00%	41,473	100.00%
	Undervotes:	2,129		2,129	
	Overvotes:	2		2	
	Unresolved write-in votes:	30		30	

Cumulative Results Report**Chelan County, Washington****Official Results**

November 3, 2020 General Election

General Election

Registered Voters

43634 of 50620 = 86.20%

Precincts Reporting

0 of 91 = 0.00%

Run Time 11:01 AM

11/3/2020

Run Date 11/24/2020

Page 5

Superintendent of Public Instruction - Nonpartisan Office

Choice	Party	Early Voting		Total	
Chris Reykdal		18,927	50.77%	18,927	50.77%
Maia Espinoza		18,354	49.23%	18,354	49.23%
	Cast Votes:	37,281	100.00%	37,281	100.00%
	Undervotes:	6,183		6,183	
	Overvotes:	0		0	
	Unresolved write-in votes:	170		170	

Insurance Commissioner

Choice	Party	Early Voting		Total	
Mike Kreidler (Prefers Democratic Party)		21,376	53.54%	21,376	53.54%
Chirayu Avinash Patel (Prefers Republican Party)		18,552	46.46%	18,552	46.46%
	Cast Votes:	39,928	100.00%	39,928	100.00%
	Undervotes:	3,521		3,521	
	Overvotes:	1		1	
	Unresolved write-in votes:	184		184	

State Senator

Choice	Party	Early Voting		Total	
Brad Hawkins (Prefers Republican Party)		31,612	100.00%	31,612	100.00%
	Cast Votes:	31,612	100.00%	31,612	100.00%
	Undervotes:	10,658		10,658	
	Overvotes:	0		0	
	Unresolved write-in votes:	1,364		1,364	

State Representative Position 1

Choice	Party	Early Voting		Total	
Keith Goehner (Prefers Republican Party)		24,902	59.56%	24,902	59.56%
Adrienne Moore (Prefers Democratic Party)		16,909	40.44%	16,909	40.44%
	Cast Votes:	41,811	100.00%	41,811	100.00%
	Undervotes:	1,772		1,772	
	Overvotes:	3		3	
	Unresolved write-in votes:	48		48	

Cumulative Results Report**Chelan County, Washington****Official Results**

November 3, 2020 General Election

General Election

Registered Voters

43634 of 50620 = 86.20%

Precincts Reporting

0 of 91 = 0.00%

Run Time 11:01 AM

11/3/2020

Run Date 11/24/2020

Page 6

State Representative Position 2

Choice	Party	Early Voting		Total	
Mike Steele (Prefers Republican Party)		31,277	100.00%	31,277	100.00%
	Cast Votes:	31,277	100.00%	31,277	100.00%
	Undervotes:	11,148		11,148	
	Overvotes:	0		0	
	Unresolved write-in votes:	1,209		1,209	

Chelan County Commissioner District No. 1

Choice	Party	Early Voting		Total	
Kevin Overbay (Prefers Republican Party)		30,487	100.00%	30,487	100.00%
	Cast Votes:	30,487	100.00%	30,487	100.00%
	Undervotes:	12,154		12,154	
	Overvotes:	0		0	
	Unresolved write-in votes:	993		993	

Chelan County Commissioner District No. 3

Choice	Party	Early Voting		Total	
Dale England (Prefers Republican Party)		17,628	49.07%	17,628	49.07%
Tiffany Gering (Prefers Republican Party)		18,296	50.93%	18,296	50.93%
	Cast Votes:	35,924	100.00%	35,924	100.00%
	Undervotes:	7,090		7,090	
	Overvotes:	4		4	
	Unresolved write-in votes:	616		616	

Supreme Court Justice Position 3 - 6 Years Short & Full Term

Choice	Party	Early Voting		Total	
Dave Larson		18,580	51.32%	18,580	51.32%
Raquel Montoya-Lewis		17,625	48.68%	17,625	48.68%
	Cast Votes:	36,205	100.00%	36,205	100.00%
	Undervotes:	7,299		7,299	
	Overvotes:	1		1	
	Unresolved write-in votes:	129		129	

Cumulative Results Report**Chelan County, Washington****Official Results**

November 3, 2020 General Election

General Election

Registered Voters

43634 of 50620 = 86.20%

Precincts Reporting

0 of 91 = 0.00%

Run Time 11:01 AM

11/3/2020

Run Date 11/24/2020

Page 7

Supreme Court Justice Position 4

Choice	Party	Early Voting		Total	
Charles W. Johnson		27,596	100.00%	27,596	100.00%
	Cast Votes:	27,596	100.00%	27,596	100.00%
	Undervotes:	15,401		15,401	
	Overvotes:	0		0	
	Unresolved write-in votes:	637		637	

Supreme Court Justice Position 6 - 2 Year Unexpired Term

Choice	Party	Early Voting		Total	
Richard S. Serns		14,944	43.08%	14,944	43.08%
G. Helen Whitener		19,746	56.92%	19,746	56.92%
	Cast Votes:	34,690	100.00%	34,690	100.00%
	Undervotes:	8,793		8,793	
	Overvotes:	2		2	
	Unresolved write-in votes:	149		149	

Supreme Court Justice Position 7

Choice	Party	Early Voting		Total	
Debra L. Stephens		27,932	100.00%	27,932	100.00%
	Cast Votes:	27,932	100.00%	27,932	100.00%
	Undervotes:	15,126		15,126	
	Overvotes:	0		0	
	Unresolved write-in votes:	576		576	

Court of Appeals, Division 3, District 3 Judge Position 1

Choice	Party	Early Voting		Total	
Rebecca Pennell		27,138	100.00%	27,138	100.00%
	Cast Votes:	27,138	100.00%	27,138	100.00%
	Undervotes:	16,153		16,153	
	Overvotes:	0		0	
	Unresolved write-in votes:	343		343	

Cumulative Results Report**Chelan County, Washington****Official Results**

November 3, 2020 General Election

General Election

Registered Voters

43634 of 50620 = 86.20%

Precincts Reporting

0 of 91 = 0.00%

Run Time 11:01 AM

11/3/2020

Run Date 11/24/2020

Page 8

Chelan Superior Court Judge Position 1

Choice	Party	Early Voting		Total	
Lesley A. Allan		28,417	100.00%	28,417	100.00%
	Cast Votes:	28,417	100.00%	28,417	100.00%
	Undervotes:	14,783		14,783	
	Overvotes:	0		0	
	Unresolved write-in votes:	434		434	

Chelan Superior Court Judge Position 2

Choice	Party	Early Voting		Total	
Travis Brandt		28,279	100.00%	28,279	100.00%
	Cast Votes:	28,279	100.00%	28,279	100.00%
	Undervotes:	15,025		15,025	
	Overvotes:	0		0	
	Unresolved write-in votes:	330		330	

Chelan Superior Court Judge Position 3

Choice	Party	Early Voting		Total	
Kristin Ferrera		28,463	100.00%	28,463	100.00%
	Cast Votes:	28,463	100.00%	28,463	100.00%
	Undervotes:	14,673		14,673	
	Overvotes:	0		0	
	Unresolved write-in votes:	498		498	

Public Utility District Commissioner District 1

Choice	Party	Early Voting		Total	
Garry Arseneault		27,545	100.00%	27,545	100.00%
	Cast Votes:	27,545	100.00%	27,545	100.00%
	Undervotes:	15,797		15,797	
	Overvotes:	0		0	
	Unresolved write-in votes:	292		292	

Cumulative Results Report**Chelan County, Washington****Official Results**

November 3, 2020 General Election

General Election

Registered Voters

43634 of 50620 = 86.20%

Precincts Reporting

0 of 91 = 0.00%

Run Time 11:01 AM

11/3/2020

Run Date 11/24/2020

Page 9

Public Utility District Commissioner District A

Choice	Party	Early Voting		Total	
Steve McKenna		27,946	100.00%	27,946	100.00%
	Cast Votes:	27,946	100.00%	27,946	100.00%
	Undervotes:	15,385		15,385	
	Overvotes:	1		1	
	Unresolved write-in votes:	302		302	

Chiwawa Mosquito Control District - Proposition 1

Choice	Party	Early Voting		Total	
Yes		126	72.83%	126	72.83%
No		47	27.17%	47	27.17%
	Cast Votes:	173	100.00%	173	100.00%
	Undervotes:	8		8	
	Overvotes:	0		0	
	Unresolved write-in votes:	0		0	

Chiwawa Mosquito Control District - Proposition 2

Choice	Party	Early Voting		Total	
Yes		101	58.38%	101	58.38%
No		72	41.62%	72	41.62%
	Cast Votes:	173	100.00%	173	100.00%
	Undervotes:	8		8	
	Overvotes:	0		0	
	Unresolved write-in votes:	0		0	

*** End of report ***