

Official Returns

of the

**Primary Special Election**

held in

**Chelan County**


August 6, 2019

State of Washington

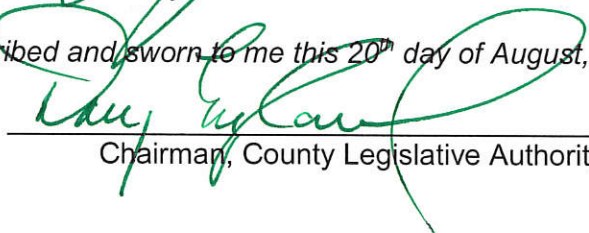
## Oath of County Auditor or Supervisor of Elections

STATE OF WASHINGTON            )  
  ) ss.  
COUNTY OF CHELAN            )

I solemnly swear that the returns of the Primary Special Election held on August 6, 2019 in Chelan County, State of Washington, have been in no way altered and that they are the same as when they were deposited in my office.

  
\_\_\_\_\_  
County Auditor

*Subscribed and sworn to me this 20<sup>th</sup> day of August, 2019*

  
\_\_\_\_\_  
Chairman, County Legislative Authority


## Certification of the Canvassing Board

STATE OF WASHINGTON            )  
  ) ss.  
COUNTY OF CHELAN            )

The undersigned officers designated by law as constituting the Canvassing Board for the County of Chelan, State of Washington, hereby certify that this is a full, true and correct copy of the Abstract of Votes including the cumulative results, precinct results, and a reconciliation report of votes cast at the Primary Special Election held on August 6, 2019, in Chelan County, State of Washington, and that the following are the true and reconciled numbers of voters and votes counted.

*Witness our hands and official seal this 20<sup>th</sup> day of August, 2019*



  
\_\_\_\_\_  
County Auditor

  
\_\_\_\_\_  
County Legislative Authority

  
\_\_\_\_\_  
County Deputy Prosecuting Attorney 18276

# Chelan County Auditor

## Reconciliation Form

### General information

County name Chelan  
 Election date 8/6/2019

### Registered voters eligible to participate

Active registered voters 46,212  
 Inactive registered voters 2,595

### Category Reconciliation (detailed accounting of ballots)

	Issued (number of voters issued ballots)	Credited voters in VoteWA (envelopes containing ballots)	Ballots Accepted (Counted / Tabulated)	Ballots not counted		Discrepancy (If zero, category balances)
				Ballots forwarded to other counties	Ballots Rejected	
UOCAVA	376	30	29	N/A	1	0
Federal write-in	N/A	0	0	N/A	0	0
Provisional	0	0	0	0	0	0
DREs	0	0	0	N/A	0	0
All voters not reported in above categories	46,432	18,236	18,066	6	164	0
<b>Total for all voter categories</b>	<b>46,808</b>	<b>18,266</b>	<b>18,095</b>	<b>6</b>	<b>165</b>	<b>0</b>

### Summary

#### Reconciliation

##### Overall Ballot Reconciliation

Ballots Received	18,266
Ballots Accepted	18,095
Ballots Not Counted	171
Discrepancy	0

##### Voters credited to ballots counted

Credited voters in VoteWA	18,095
Credited envelopes without ballots	0
Voters not credited in VoteWA (examples: FWAB or ACP)	0
<b>Total valid ballots</b>	<b>18,095</b>
Discrepancy	0

#### Additional Information

##### Replacement Ballots

Requested	328
Issued	324
Returned	2
Counted	138
Rejected	2

##### Return method

Email	10
Fax	0
Deposited at staffed, unstaffed deposit sites and voting centers	9,030
Non-UOCAVA returned by Fax or Email	0

##### Generation method

VoteWA	18
Other online programs	0
PDF originating from county	0
Non-UOCAVA ballots issued electronically	36

##### AVU

Estimated number of paper ballots printed by AVU	0
--	---

#### Category discrepancy explanation

#### VoteWA discrepancy explanation

Report prepared by: Stephanie Wilder

Date: August 20, 2019

Contact number: 509-667-6806

**Cumulative Results**

August 6, 2019 Primary Special Election

Run Time 11:44 AM

Run Date 08/20/2019

**Chelan County, Washington**

Primary Special Election

8/6/2019

Page 1 of 2

**Official results****Registered Voters**

18095 of 46212 = 39.16 %

**Precincts Reporting**

0 of 92 = 0.00 %

**Chelan County**

Choice	Party	Absentee Voting		Early Voting		Election Day Voting		Total	
YES		0	0.00%	14461	85.01%	0	0.00%	14461	85.01%
NO		0	0.00%	2550	14.99%	0	0.00%	2550	14.99%
Cast Votes:		0	0.00%	17011	100.00%	0	0.00%	17011	100.00%
Undervotes:		0		1084		0		1084	
Overvotes:		0		0		0		0	
Unresolved write-in votes:		0		0		0		0	

**CHELAN-DOUGLAS PUBLIC TRANSPORTATION BENEFIT AREA ("LINK TRANSIT") - PROPOSITION NO. 1**

Choice	Party	Absentee Voting		Early Voting		Election Day Voting		Total	
APPROVED		0	0.00%	10372	57.99%	0	0.00%	10372	57.99%
REJECTED		0	0.00%	7514	42.01%	0	0.00%	7514	42.01%
Cast Votes:		0	0.00%	17886	100.00%	0	0.00%	17886	100.00%
Undervotes:		0		208		0		208	
Overvotes:		0		1		0		1	
Unresolved write-in votes:		0		0		0		0	

**City of Chelan Mayor - 4 year term**

Choice	Party	Absentee Voting		Early Voting		Election Day Voting		Total	
Mike Cooney		0	0.00%	582	42.98%	0	0.00%	582	42.98%
Stan Morse		0	0.00%	128	9.45%	0	0.00%	128	9.45%
Bob Goedde		0	0.00%	644	47.56%	0	0.00%	644	47.56%
Cast Votes:		0	0.00%	1354	100.00%	0	0.00%	1354	100.00%
Undervotes:		0		35		0		35	
Overvotes:		0		0		0		0	
Unresolved write-in votes:		0		20		0		20	

**Cumulative Results**

August 6, 2019 Primary Special Election

Run Time 11:44 AM

Run Date 08/20/2019

**Chelan County, Washington**

Primary Special Election

8/6/2019

Page 2 of 2

**Official results****Registered Voters**

18095 of 46212 = 39.16 %

**Precincts Reporting**

0 of 92 = 0.00 %

**City of Entiat Mayor - 4 year short and full term**

Choice	Party	Absentee Voting		Early Voting		Election Day Voting		Total	
Michael A Buckingham		0	0.00%	175	50.00%	0	0.00%	175	50.00%
John R. Alt II		0	0.00%	152	43.43%	0	0.00%	152	43.43%
Sarah Tulla Marie Stenberg		0	0.00%	23	6.57%	0	0.00%	23	6.57%
Cast Votes:		0	0.00%	350	100.00%	0	0.00%	350	100.00%
Undervotes:		0		8		0		8	
Overvotes:		0		0		0		0	
Unresolved write-in votes:		0		4		0		4	

**City of Wenatchee Council Member District At-Large A - 4 year term**

Choice	Party	Absentee Voting		Early Voting		Election Day Voting		Total	
Lyle Markhart		0	0.00%	1339	23.56%	0	0.00%	1339	23.56%
Jorge R. Chacón		0	0.00%	1654	29.10%	0	0.00%	1654	29.10%
Linda Herald		0	0.00%	2690	47.33%	0	0.00%	2690	47.33%
Cast Votes:		0	0.00%	5683	100.00%	0	0.00%	5683	100.00%
Undervotes:		0		935		0		935	
Overvotes:		0		14		0		14	
Unresolved write-in votes:		0		91		0		91	

**Peshastin Water District Commissioner # 3 - 6 year term**

Choice	Party	Absentee Voting		Early Voting		Election Day Voting		Total	
Ronald K Pflugrath		0	0.00%	53	54.64%	0	0.00%	53	54.64%
Shane Sandberg		0	0.00%	7	7.22%	0	0.00%	7	7.22%
Lauri Malmquist		0	0.00%	37	38.14%	0	0.00%	37	38.14%
Cast Votes:		0	0.00%	97	100.00%	0	0.00%	97	100.00%
Undervotes:		0		2		0		2	
Overvotes:		0		0		0		0	
Unresolved write-in votes:		0		2		0		2	

**Canvass Results**

August 6, 2019 Primary Special Election

Run Time 11:45 AM

Run Date 08/20/2019

**Chelan County, Washington**

Primary Special Election

8/6/2019

Page 1 of 15

**Official results**

**Registered Voters**

18095 of 46212 = 39.16 %

**Precincts Reporting**

0 of 92 = 0.00 %

**Chelan County**

Precinct	YES	NO	Cast Votes	Undervotes	Overvotes	Unresolved write-in votes	Absentee Voting Ballots Cast	Early Voting Ballots Cast	Election Day Voting Ballots Cast	Total Ballots Cast	Registered Voters	Turnout Percentage
100	10	0	10	0	0	0	0	10	0	10	18	55.56 %
110	195	55	250	7	0	0	0	257	0	257	611	42.06 %
111	82	4	86	10	0	0	0	96	0	96	207	46.38 %
112	15	3	18	0	0	0	0	18	0	18	63	28.57 %
113	56	12	68	3	0	0	0	71	0	71	158	44.94 %
114	269	26	295	15	0	0	0	310	0	310	647	47.91 %
115	67	6	73	0	0	0	0	73	0	73	108	67.59 %
1158	1	0	1	0	0	0	0	1	0	1	5	20.00 %
116	107	14	121	2	0	0	0	123	0	123	234	52.56 %
120	165	35	200	13	0	0	0	213	0	213	662	32.18 %
121	127	33	160	3	0	0	0	163	0	163	560	29.11 %
122	116	18	134	7	0	0	0	141	0	141	316	44.62 %
123	14	6	20	5	0	0	0	25	0	25	63	39.68 %
124	36	4	40	3	0	0	0	43	0	43	97	44.33 %
125	383	58	441	17	0	0	0	458	0	458	914	50.11 %
126	54	8	62	4	0	0	0	66	0	66	151	43.71 %
127 - 1	77	16	93	8	0	0	0	101	0	101	310	32.58 %
127 - 2	0	0	0	0	0	0	0	0	0	0	2	0.00 %
128	38	10	48	1	0	0	0	49	0	49	130	37.69 %
129	180	36	216	11	0	0	0	227	0	227	378	60.05 %
131	32	8	40	0	0	0	0	40	0	40	90	44.44 %

**Canvass Results**

August 6, 2019 Primary Special Election

Run Time 11:45 AM

Run Date 08/20/2019

**Chelan County, Washington**

Primary Special Election

8/6/2019

Page 2 of 15

**Official results**

**Registered Voters**

18095 of 46212 = 39.16 %

**Precincts Reporting**

0 of 92 = 0.00 %

**Chelan County**

Precinct	YES	NO	Cast Votes	Undervotes	Overvotes	Unresolved write-in votes	Absentee Voting Ballots Cast	Early Voting Ballots Cast	Election Day Voting Ballots Cast	Total Ballots Cast	Registered Voters	Turnout Percentage
132	16	5	21	0	0	0	0	21	0	21	86	24.42 %
133	162	43	205	9	0	0	0	214	0	214	627	34.13 %
134	242	55	297	21	0	0	0	318	0	318	1030	30.87 %
135	271	73	344	10	0	0	0	354	0	354	1053	33.62 %
136	5	1	6	0	0	0	0	6	0	6	10	60.00 %
140	82	17	99	2	0	0	0	101	0	101	508	19.88 %
141	12	2	14	0	0	0	0	14	0	14	25	56.00 %
142	0	0	0	0	0	0	0	0	0	0	0	0.00 %
143	6	1	7	2	0	0	0	9	0	9	15	60.00 %
144	16	2	18	1	0	0	0	19	0	19	49	38.78 %
145	19	4	23	0	0	0	0	23	0	23	91	25.27 %
146	39	20	59	4	0	0	0	63	0	63	206	30.58 %
147	261	76	337	14	0	0	0	351	0	351	984	35.67 %
148	130	28	158	2	0	0	0	160	0	160	463	34.56 %
149	114	26	140	7	0	0	0	147	0	147	346	42.49 %
150	43	9	52	3	0	0	0	55	0	55	107	51.40 %
152	5	0	5	0	0	0	0	5	0	5	10	50.00 %
153	518	97	615	22	0	0	0	637	0	637	1448	43.99 %
154	434	72	506	20	0	0	0	526	0	526	1175	44.77 %
155	135	37	172	9	0	0	0	181	0	181	395	45.82 %
156	38	12	50	2	0	0	0	52	0	52	118	44.07 %

**Canvass Results**

August 6, 2019 Primary Special Election

Run Time 11:45 AM

Run Date 08/20/2019

**Chelan County, Washington**

Primary Special Election

8/6/2019

Page 3 of 15

**Official results**

**Registered Voters**

18095 of 46212 = 39.16 %

**Precincts Reporting**

0 of 92 = 0.00 %

**Chelan County**

Precinct	YES	NO	Cast Votes	Undervotes	Overvotes	Unresolved write-in votes	Absentee Voting Ballots Cast	Early Voting Ballots Cast	Election Day Voting Ballots Cast	Total Ballots Cast	Registered Voters	Turnout Percentage
157	297	74	371	24	0	0	0	395	0	395	897	44.04 %
158	97	19	116	3	0	0	0	119	0	119	295	40.34 %
159	5	0	5	0	0	0	0	5	0	5	17	29.41 %
161	26	12	38	0	0	0	0	38	0	38	89	42.70 %
162	17	3	20	1	0	0	0	21	0	21	62	33.87 %
163	15	4	19	2	0	0	0	21	0	21	45	46.67 %
164	78	29	107	3	0	0	0	110	0	110	350	31.43 %
165	61	21	82	6	0	0	0	88	0	88	241	36.51 %
171	6	1	7	0	0	0	0	7	0	7	31	22.58 %
172	7	4	11	1	0	0	0	12	0	12	23	52.17 %
173	27	4	31	2	0	0	0	33	0	33	60	55.00 %
174	232	39	271	15	0	0	0	286	0	286	689	41.51 %
175	405	82	487	38	0	0	0	525	0	525	1205	43.57 %
181	333	62	395	18	0	0	0	413	0	413	958	43.11 %
182	247	35	282	19	0	0	0	301	0	301	754	39.92 %
183	141	16	157	5	0	0	0	162	0	162	433	37.41 %
190	19	16	35	4	0	0	0	39	0	39	81	48.15 %
210	228	22	250	9	0	0	0	259	0	259	676	38.31 %
220	320	60	380	14	0	0	0	394	0	394	872	45.18 %
310	142	26	168	10	0	0	0	178	0	178	510	34.90 %
320	201	20	221	12	0	0	0	233	0	233	552	42.21 %



**Canvass Results**

August 6, 2019 Primary Special Election

Run Time 11:45 AM

Run Date 08/20/2019

**Chelan County, Washington**

Primary Special Election

8/6/2019

Page 4 of 15

**Official results**

**Registered Voters**

18095 of 46212 = 39.16 %

**Precincts Reporting**

0 of 92 = 0.00 %

**Chelan County**

Precinct	YES	NO	Cast Votes	Undervotes	Overvotes	Unresolved write-in votes	Absentee Voting Ballots Cast	Early Voting Ballots Cast	Election Day Voting Ballots Cast	Total Ballots Cast	Registered Voters	Turnout Percentage
330	182	31	213	8	0	0	0	221	0	221	648	34.10 %
400	129	24	153	12	0	0	0	165	0	165	795	20.75 %
410	216	43	259	26	0	0	0	285	0	285	721	39.53 %
420	260	38	298	17	0	0	0	315	0	315	726	43.39 %
430	433	49	482	37	0	0	0	519	0	519	1163	44.63 %
440	236	35	271	22	0	0	0	293	0	293	702	41.74 %
450	178	28	206	21	0	0	0	227	0	227	743	30.55 %
451	276	42	318	21	0	0	0	339	0	339	890	38.09 %
460	190	21	211	13	0	0	0	224	0	224	798	28.07 %
470	276	55	331	29	0	0	0	360	0	360	935	38.50 %
480	270	43	313	15	0	0	0	328	0	328	1063	30.86 %
481	128	24	152	7	0	0	0	159	0	159	583	27.27 %
490	243	33	276	17	0	0	0	293	0	293	742	39.49 %
500	1	1	2	1	0	0	0	3	0	3	15	20.00 %
510	191	20	211	20	0	0	0	231	0	231	792	29.17 %
511	54	16	70	11	0	0	0	81	0	81	413	19.61 %
520	533	57	590	33	0	0	0	623	0	623	1370	45.47 %
530	208	29	237	18	0	0	0	255	0	255	892	28.59 %
540	423	56	479	35	0	0	0	514	0	514	1311	39.21 %
550	73	10	83	8	0	0	0	91	0	91	274	33.21 %
560	171	38	209	15	0	0	0	224	0	224	850	26.35 %

**Canvass Results**

August 6, 2019 Primary Special Election

Run Time 11:45 AM

Run Date 08/20/2019

**Chelan County, Washington**

Primary Special Election

8/6/2019

Page 5 of 15

**Official results**

**Registered Voters**

18095 of 46212 = 39.16 %

**Precincts Reporting**

0 of 92 = 0.00 %

**Chelan County**

Precinct	YES	NO	Cast Votes	Undervotes	Overvotes	Unresolved write-in votes	Absentee Voting Ballots Cast	Early Voting Ballots Cast	Election Day Voting Ballots Cast	Total Ballots Cast	Registered Voters	Turnout Percentage
570	82	23	105	11	0	0	0	116	0	116	743	15.61 %
580	278	41	319	23	0	0	0	342	0	342	800	42.75 %
581	242	25	267	13	0	0	0	280	0	280	610	45.90 %
590	373	54	427	29	0	0	0	456	0	456	962	47.40 %
610	272	47	319	43	0	0	0	362	0	362	782	46.29 %
710	261	35	296	49	0	0	0	345	0	345	653	52.83 %
720	427	60	487	60	0	0	0	547	0	547	862	63.46 %
730	379	91	470	47	0	0	0	517	0	517	1064	48.59 %
<b>Totals</b>	<b>14461</b>	<b>2550</b>	<b>17011</b>	<b>1084</b>	<b>0</b>	<b>0</b>	<b>0</b>	<b>18095</b>	<b>0</b>	<b>18095</b>	<b>46212</b>	<b>39.16 %</b>

**Canvass Results**

August 6, 2019 Primary Special Election

Run Time 11:45 AM

Run Date 08/20/2019

**Chelan County, Washington**

Primary Special Election

8/6/2019

Page 6 of 15

**Official results**

**Registered Voters**

18095 of 46212 = 39.16 %

**Precincts Reporting**

0 of 92 = 0.00 %

**CHELAN-DOUGLAS PUBLIC TRANSPORTATION BENEFIT AREA ("LINK TRANSIT") - PROPOSITION NO. 1**

Precinct	APPROVED	REJECTED	Cast Votes	Undervotes	Overvotes	Unresolved write-in votes	Absentee Voting Ballots Cast	Early Voting Ballots Cast	Election Day Voting Ballots Cast	Total Ballots Cast	Registered Voters	Turnout Percentage
100	10	0	10	0	0	0	0	10	0	10	18	55.56 %
110	146	109	255	2	0	0	0	257	0	257	611	42.06 %
111	63	28	91	5	0	0	0	96	0	96	207	46.38 %
112	7	11	18	0	0	0	0	18	0	18	63	28.57 %
113	39	31	70	1	0	0	0	71	0	71	158	44.94 %
114	171	133	304	6	0	0	0	310	0	310	647	47.91 %
115	48	24	72	1	0	0	0	73	0	73	108	67.59 %
1158	1	0	1	0	0	0	0	1	0	1	5	20.00 %
116	68	53	121	2	0	0	0	123	0	123	234	52.56 %
120	99	110	209	4	0	0	0	213	0	213	662	32.18 %
121	85	75	160	3	0	0	0	163	0	163	560	29.11 %
122	78	62	140	1	0	0	0	141	0	141	316	44.62 %
123	8	17	25	0	0	0	0	25	0	25	63	39.68 %
124	23	20	43	0	0	0	0	43	0	43	97	44.33 %
125	307	145	452	6	0	0	0	458	0	458	914	50.11 %
126	51	15	66	0	0	0	0	66	0	66	151	43.71 %
127 - 1	59	42	101	0	0	0	0	101	0	101	310	32.58 %
127 - 2	0	0	0	0	0	0	0	0	0	0	2	0.00 %
128	28	21	49	0	0	0	0	49	0	49	130	37.69 %
129	155	66	221	6	0	0	0	227	0	227	378	60.05 %
131	9	29	38	2	0	0	0	40	0	40	90	44.44 %

**Canvass Results**

August 6, 2019 Primary Special Election

Run Time 11:45 AM

Run Date 08/20/2019

**Chelan County, Washington**

Primary Special Election

8/6/2019

Page 7 of 15

**Official results**

**Registered Voters**

18095 of 46212 = 39.16 %

**Precincts Reporting**

0 of 92 = 0.00 %

**CHELAN-DOUGLAS PUBLIC TRANSPORTATION BENEFIT AREA ("LINK TRANSIT") - PROPOSITION NO. 1**

Precinct	APPROVED	REJECTED	Cast Votes	Undervotes	Overvotes	Unresolved write-in votes	Absentee Voting Ballots Cast	Early Voting Ballots Cast	Election Day Voting Ballots Cast	Total Ballots Cast	Registered Voters	Turnout Percentage
132	11	10	21	0	0	0	0	21	0	21	86	24.42 %
133	107	107	214	0	0	0	0	214	0	214	627	34.13 %
134	152	165	317	1	0	0	0	318	0	318	1030	30.87 %
135	150	203	353	1	0	0	0	354	0	354	1053	33.62 %
136	3	3	6	0	0	0	0	6	0	6	10	60.00 %
140	59	42	101	0	0	0	0	101	0	101	508	19.88 %
141	6	8	14	0	0	0	0	14	0	14	25	56.00 %
142	0	0	0	0	0	0	0	0	0	0	0	0.00 %
143	5	4	9	0	0	0	0	9	0	9	15	60.00 %
144	4	15	19	0	0	0	0	19	0	19	49	38.78 %
145	5	18	23	0	0	0	0	23	0	23	91	25.27 %
146	22	41	63	0	0	0	0	63	0	63	206	30.58 %
147	146	199	345	6	0	0	0	351	0	351	984	35.67 %
148	87	71	158	2	0	0	0	160	0	160	463	34.56 %
149	77	70	147	0	0	0	0	147	0	147	346	42.49 %
150	31	22	53	2	0	0	0	55	0	55	107	51.40 %
152	1	3	4	1	0	0	0	5	0	5	10	50.00 %
153	291	338	629	8	0	0	0	637	0	637	1448	43.99 %
154	308	213	521	5	0	0	0	526	0	526	1175	44.77 %
155	85	96	181	0	0	0	0	181	0	181	395	45.82 %
156	21	30	51	1	0	0	0	52	0	52	118	44.07 %

**Canvass Results**

August 6, 2019 Primary Special Election

Run Time 11:45 AM

Run Date 08/20/2019

**Chelan County, Washington**

Primary Special Election

8/6/2019

Page 8 of 15

**Official results**

**Registered Voters**

18095 of 46212 = 39.16 %

**Precincts Reporting**

0 of 92 = 0.00 %

**CHELAN-DOUGLAS PUBLIC TRANSPORTATION BENEFIT AREA ("LINK TRANSIT") - PROPOSITION NO. 1**

Precinct	APPROVED	REJECTED	Cast Votes	Undervotes	Overvotes	Unresolved write-in votes	Absentee Voting Ballots Cast	Early Voting Ballots Cast	Election Day Voting Ballots Cast	Total Ballots Cast	Registered Voters	Turnout Percentage
157	152	242	394	1	0	0	0	395	0	395	897	44.04 %
158	53	66	119	0	0	0	0	119	0	119	295	40.34 %
159	1	4	5	0	0	0	0	5	0	5	17	29.41 %
161	17	21	38	0	0	0	0	38	0	38	89	42.70 %
162	17	4	21	0	0	0	0	21	0	21	62	33.87 %
163	5	16	21	0	0	0	0	21	0	21	45	46.67 %
164	47	61	108	2	0	0	0	110	0	110	350	31.43 %
165	44	44	88	0	0	0	0	88	0	88	241	36.51 %
171	4	3	7	0	0	0	0	7	0	7	31	22.58 %
172	7	5	12	0	0	0	0	12	0	12	23	52.17 %
173	25	8	33	0	0	0	0	33	0	33	60	55.00 %
174	144	140	284	2	0	0	0	286	0	286	689	41.51 %
175	275	246	521	4	0	0	0	525	0	525	1205	43.57 %
181	222	187	409	4	0	0	0	413	0	413	958	43.11 %
182	163	130	293	8	0	0	0	301	0	301	754	39.92 %
183	106	52	158	4	0	0	0	162	0	162	433	37.41 %
190	18	21	39	0	0	0	0	39	0	39	81	48.15 %
210	199	57	256	3	0	0	0	259	0	259	676	38.31 %
220	307	87	394	0	0	0	0	394	0	394	872	45.18 %
310	114	62	176	2	0	0	0	178	0	178	510	34.90 %
320	139	92	231	2	0	0	0	233	0	233	552	42.21 %

**Canvass Results**

August 6, 2019 Primary Special Election

Run Time 11:45 AM

Run Date 08/20/2019

**Chelan County, Washington**

Primary Special Election

8/6/2019

Page 9 of 15

**Official results**

**Registered Voters**

18095 of 46212 = 39.16 %

**Precincts Reporting**

0 of 92 = 0.00 %

**CHELAN-DOUGLAS PUBLIC TRANSPORTATION BENEFIT AREA ("LINK TRANSIT") - PROPOSITION NO. 1**

Precinct	APPROVED	REJECTED	Cast Votes	Undervotes	Overvotes	Unresolved write-in votes	Absentee Voting Ballots Cast	Early Voting Ballots Cast	Election Day Voting Ballots Cast	Total Ballots Cast	Registered Voters	Turnout Percentage
330	127	93	220	1	0	0	0	221	0	221	648	34.10 %
400	108	56	164	1	0	0	0	165	0	165	795	20.75 %
410	145	139	284	1	0	0	0	285	0	285	721	39.53 %
420	181	133	314	1	0	0	0	315	0	315	726	43.39 %
430	339	177	516	3	0	0	0	519	0	519	1163	44.63 %
440	194	94	288	5	0	0	0	293	0	293	702	41.74 %
450	123	100	223	4	0	0	0	227	0	227	743	30.55 %
451	199	134	333	6	0	0	0	339	0	339	890	38.09 %
460	151	73	224	0	0	0	0	224	0	224	798	28.07 %
470	226	131	357	3	0	0	0	360	0	360	935	38.50 %
480	219	106	325	3	0	0	0	328	0	328	1063	30.86 %
481	118	41	159	0	0	0	0	159	0	159	583	27.27 %
490	176	114	290	3	0	0	0	293	0	293	742	39.49 %
500	1	2	3	0	0	0	0	3	0	3	15	20.00 %
510	175	53	228	3	0	0	0	231	0	231	792	29.17 %
511	47	34	81	0	0	0	0	81	0	81	413	19.61 %
520	378	242	620	3	0	0	0	623	0	623	1370	45.47 %
530	162	90	252	3	0	0	0	255	0	255	892	28.59 %
540	313	200	513	1	0	0	0	514	0	514	1311	39.21 %
550	56	34	90	1	0	0	0	91	0	91	274	33.21 %
560	120	103	223	1	0	0	0	224	0	224	850	26.35 %

**Canvass Results**

August 6, 2019 Primary Special Election

Run Time 11:45 AM

Run Date 08/20/2019

**Chelan County, Washington**

Primary Special Election

8/6/2019

Page 10 of 15

**Official results**

**Registered Voters**

18095 of 46212 = 39.16 %

**Precincts Reporting**

0 of 92 = 0.00 %

**CHELAN-DOUGLAS PUBLIC TRANSPORTATION BENEFIT AREA ("LINK TRANSIT") - PROPOSITION NO. 1**

Precinct	APPROVED	REJECTED	Cast Votes	Undervotes	Overvotes	Unresolved write-in votes	Absentee Voting Ballots Cast	Early Voting Ballots Cast	Election Day Voting Ballots Cast	Total Ballots Cast	Registered Voters	Turnout Percentage
570	73	40	113	3	0	0	0	116	0	116	743	15.61 %
580	191	147	338	4	0	0	0	342	0	342	800	42.75 %
581	161	116	277	3	0	0	0	280	0	280	610	45.90 %
590	255	195	450	6	0	0	0	456	0	456	962	47.40 %
610	204	145	349	13	0	0	0	362	0	362	782	46.29 %
710	216	122	338	6	1	0	0	345	0	345	653	52.83 %
720	315	220	535	12	0	0	0	547	0	547	862	63.46 %
730	314	183	497	20	0	0	0	517	0	517	1064	48.59 %
<b>Totals</b>	<b>10372</b>	<b>7514</b>	<b>17886</b>	<b>208</b>	<b>1</b>	<b>0</b>	<b>0</b>	<b>18095</b>	<b>0</b>	<b>18095</b>	<b>46212</b>	<b>39.16 %</b>

**Canvass Results**

August 6, 2019 Primary Special Election

Run Time 11:45 AM

Run Date 08/20/2019

**Chelan County, Washington**

Primary Special Election

8/6/2019

Page 11 of 15

**Official results**

**Registered Voters**

18095 of 46212 = 39.16 %

**Precincts Reporting**

0 of 92 = 0.00 %

**City of Chelan Mayor - 4 year term**

Precinct	Mike Cooney	Stan Morse	Bob Goedde	Cast Votes	Undervotes	Overvotes	Unresolved write-in votes	Absentee Voting Ballots Cast	Early Voting Ballots Cast	Election Day Voting Ballots Cast	Total Ballots Cast	Registered Voters	Turnout Percentage
710	142	34	156	332	8	0	5	0	345	0	345	653	52.83 %
720	270	37	215	522	18	0	7	0	547	0	547	862	63.46 %
730	170	57	273	500	9	0	8	0	517	0	517	1064	48.59 %
<b>Totals</b>	<b>582</b>	<b>128</b>	<b>644</b>	<b>1354</b>	<b>35</b>	<b>0</b>	<b>20</b>	<b>0</b>	<b>1409</b>	<b>0</b>	<b>1409</b>	<b>2579</b>	<b>54.63 %</b>



**Canvass Results**

August 6, 2019 Primary Special Election

Run Time 11:45 AM

Run Date 08/20/2019

**Chelan County, Washington**

Primary Special Election

8/6/2019

Page 12 of 15

**Official results**

**Registered Voters**

18095 of 46212 = 39.16 %

**Precincts Reporting**

0 of 92 = 0.00 %

**City of Entiat Mayor - 4 year short and full term**

Precinct	Michael A Buckingham	John R. Alt II	Sarah Tulla Marie Stenberg	Cast Votes	Undervotes	Overvotes	Unresolved write-in votes	Absentee Voting Ballots Cast	Early Voting Ballots Cast	Election Day Voting Ballots Cast	Total Ballots Cast	Registered Voters	Turnout Percentage
610	175	152	23	350	8	0	4	0	362	0	362	782	46.29 %
<b>Totals</b>	<b>175</b>	<b>152</b>	<b>23</b>	<b>350</b>	<b>8</b>	<b>0</b>	<b>4</b>	<b>0</b>	<b>362</b>	<b>0</b>	<b>362</b>	<b>782</b>	<b>46.29 %</b>

**Canvass Results**

August 6, 2019 Primary Special Election

Run Time 11:45 AM

Run Date 08/20/2019

**Chelan County, Washington**

Primary Special Election

8/6/2019

Page 13 of 15

**Official results**

**Registered Voters**

18095 of 46212 = 39.16 %

**Precincts Reporting**

0 of 92 = 0.00 %

**City of Wenatchee Council Member District At-Large A - 4 year term**

Precinct	Lyle Markhart	Jorge R. Chacón	Linda Herald	Cast Votes	Undervotes	Overvotes	Unresolved write-in votes	Absentee Voting Ballots Cast	Early Voting Ballots Cast	Election Day Voting Ballots Cast	Total Ballots Cast	Registered Voters	Turnout Percentage
400	28	51	59	138	26	0	1	0	165	0	165	795	20.75 %
410	68	71	109	248	32	0	5	0	285	0	285	721	39.53 %
420	61	78	126	265	42	1	7	0	315	0	315	726	43.39 %
430	88	135	216	439	77	0	3	0	519	0	519	1163	44.63 %
440	52	87	103	242	48	1	2	0	293	0	293	702	41.74 %
450	43	50	90	183	42	0	2	0	227	0	227	743	30.55 %
451	71	62	146	279	53	0	7	0	339	0	339	890	38.09 %
460	56	73	67	196	26	0	2	0	224	0	224	798	28.07 %
470	77	104	128	309	50	0	1	0	360	0	360	935	38.50 %
480	62	94	122	278	41	0	9	0	328	0	328	1063	30.86 %
481	24	57	66	147	11	0	1	0	159	0	159	583	27.27 %
490	47	87	108	242	45	2	4	0	293	0	293	742	39.49 %
500	1	0	2	3	0	0	0	0	3	0	3	15	20.00 %
510	50	65	79	194	35	1	1	0	231	0	231	792	29.17 %
511	16	17	39	72	8	0	1	0	81	0	81	413	19.61 %
520	126	121	285	532	82	1	8	0	623	0	623	1370	45.47 %
530	57	64	101	222	29	0	4	0	255	0	255	892	28.59 %
540	116	82	229	427	76	0	11	0	514	0	514	1311	39.21 %
550	22	9	48	79	10	0	2	0	91	0	91	274	33.21 %
560	47	57	85	189	29	0	6	0	224	0	224	850	26.35 %
570	24	41	38	103	8	0	5	0	116	0	116	743	15.61 %

**Canvass Results**

August 6, 2019 Primary Special Election

Run Time 11:45 AM

Run Date 08/20/2019

**Chelan County, Washington**

Primary Special Election

8/6/2019

Page 14 of 15

**Official results**

**Registered Voters**

18095 of 46212 = 39.16 %

**Precincts Reporting**

0 of 92 = 0.00 %

**City of Wenatchee Council Member District At-Large A - 4 year term**

Precinct	Lyle Markhart	Jorge R. Chacón	Linda Herald	Cast Votes	Undervotes	Overvotes	Unresolved write-in votes	Absentee Voting Ballots Cast	Early Voting Ballots Cast	Election Day Voting Ballots Cast	Total Ballots Cast	Registered Voters	Turnout Percentage
580	63	86	134	283	57	1	1	0	342	0	342	800	42.75 %
581	49	67	116	232	43	1	4	0	280	0	280	610	45.90 %
590	91	96	194	381	65	6	4	0	456	0	456	962	47.40 %
<b>Totals</b>	<b>1339</b>	<b>1654</b>	<b>2690</b>	<b>5683</b>	<b>935</b>	<b>14</b>	<b>91</b>	<b>0</b>	<b>6723</b>	<b>0</b>	<b>6723</b>	<b>18893</b>	<b>35.58 %</b>

**Canvass Results**

August 6, 2019 Primary Special Election

Run Time 11:45 AM

Run Date 08/20/2019

**Chelan County, Washington**

Primary Special Election

8/6/2019

Page 15 of 15

**Official results**

**Registered Voters**

18095 of 46212 = 39.16 %

**Precincts Reporting**

0 of 92 = 0.00 %

**Peshastin Water District Commissioner # 3 - 6 year term**

Precinct	Ronald K Pflugrath	Shane Sandberg	Lauri Malmquist	Cast Votes	Undervotes	Overvotes	Unresolved write-in votes	Absentee Voting Ballots Cast	Early Voting Ballots Cast	Election Day Voting Ballots Cast	Total Ballots Cast	Registered Voters	Turnout Percentage
127 - 1	53	7	37	97	2	0	2	0	101	0	101	310	32.58 %
<b>Totals</b>	<b>53</b>	<b>7</b>	<b>37</b>	<b>97</b>	<b>2</b>	<b>0</b>	<b>2</b>	<b>0</b>	<b>101</b>	<b>0</b>	<b>101</b>	<b>310</b>	<b>32.58 %</b>