



A Fair to Remember

Celebrating 70 Years of County Fun for Everyone!

THURSDAY, SEPT. 8TH ~ SUNDAY, SEPT. 11TH



- FREE Concert Thursday & Friday, September 8th & 9th, with your Admission ticket into the fair.
- PRCA Rodeo on Saturday night and Sunday afternoon.
- Farm animals, Davis Carnival, and so much Entertainment.



Admission & Tickets

Daily: Adult (18 - 61) \$10 | Senior (62+) and Student (17 and under) \$8.00 Family

Package: \$30.00 (2 Adults and 3 Students) | 5 Years & Under is FREE

Season Tickets: Adult \$25.00 | Senior and Student \$18.00 ~ **FREE Parking**

For more information visit our website at: www.chelancountyfair.com



2022 Chelan County Fair Sponsors

Thank You!

Thursday Senior Citizen Day



ORTHOPEDICS
Joel Cummings MD



Friday Kids Agrigation Day



Saturday County Day



Sunday Family Day



Official Fair Beverage



2022 Chelan County Fair Sponsors Thank You!

Concert Sponsors



Kale Hill, Cashmere
Janet Bravo, Wenatchee
Abel Mendez, E. Wenatchee
RJ Martinez, Quincy
Cheryl Kono, Ephrata



Main Stage



Rodeo Arena



Entertainment Sponsors



Ron &
Linda
Schmitt



WENATCHEE VALLEY
MEDICAL GROUP
Affiliated Physicians of Confluence Health



Kid Zone



Chelan County Fair Volunteer of the Year

Marty and Lorrie Cochran

Marty's first experience at the Chelan County Fair was entering chickens at the age of six and by the age of nine he was showing livestock. He showed both in 4-H and FFA and was a nine-year showman which doesn't happen very often. Lorrie married into 4-H and the fair. Her first experience at livestock was coming home early from their honeymoon to butcher chickens with the entire Cochran family, what a woman. Having grown up in Wenatchee, livestock was very far removed from her background. Being the person she is she jumped in with both feet, this resulting in her being a 4-H leader for 32 years, with numerous years on the 4-H Leaders Council, 20 + years as the 4-H livestock program leader for the fair.

Marty and Lorrie are a team, he served 30 years as a 4-H leader, 17 years on the Chelan County Fair Board. He is currently member of the Manson FFA Alumni Association which supports Manson FFA members.



Both of them have been involved with the Chelan Manson Youth Fair Fund that provides livestock support for Chelan and Manson 4-H and FFA members who sell their livestock at the Chelan County and the NCW Fair.

They had always stressed to their 4-H members that 4-H is so much more than selling and showing an animal, it is public speaking, record keeping and most importantly giving of oneself to their community.

There has been a Cochran member on the Chelan County Fair Board for 50 years. We want to thank Marty's dad and my father in law for leading by example.

Fair President Letter

Welcome to the 2022 Chelan County Fair! We are happy to once again be welcoming everyone back to the fair and this year's fair will prove to be better than ever as we celebrate 70 years of county fun for everyone. A Fair to Remember!

This year we have a little something for everyone, come see the livestock shows and animals, check out all of the different exhibitor buildings and ride the carnival rides. We have plenty of entertainment each and every day of the fair, including not 1 but 2 free concerts, with your admission ticket into the fair. Thursday night will be Christian artist Ryan Stevenson and Friday Night will be featuring Eddie Montgomery of Montgomery Gentry, the livestock auction on Saturday, as well as our free PRCA Rodeo on Saturday night and Sunday afternoon, with your admission ticket into the fair, and a jam-packed schedule of entertainment in between.

I would like to thank the Chelan County Fair Board and the whole community for all their hard work and sponsorships. It truly does take a group effort to put on a great fair.

I hope to see you all September 8th thru 11th.

Thank you,
Chelan County Fair President / Kerri Gates

CHELAN COUNTY FAIR-SEPT. 8-11, 2022

TABLE OF CONTENTS

ADMISSION PRICES	6	DEPARTMENT 230 – Amateur Wine Makers	29
DAVIS SHOWS NW, INC.....	6	OPEN CLASS ARTS, CRAFTS & HOBBIES.....	30
HOW TO EXHIBIT ARTS, CRAFTS, VEGETABLES, FLORAL OR OTHER STILL LIFE ITEMS	7	DEPARTMENT 250 – Art	30
GENERAL RULES AND REGULATIONS	9	DEPARTMENT 275 – Photography	31
LIVESTOCK RULES FOR EXHIBITORS	11	DEPARTMENT 281 – Ceramics, Stoneware, and Porcelain	32
BARN DUTY	14	DEPARTMENT 282 – Crafts.....	32
BARN HERDSMANSHIP	15	DEPARTMENT 283 – Woodwork.....	33
CAMPGROUND RULES	16	DEPARTMENT 284 – Hobby Show	34
OPEN CLASS HOME ECONOMICS	17	DEPARTMENT 290 - Lapidary.....	34
DEPARTMENT 100-Fiber Arts	17	DEPARTMENT – All Beef/Dairy.....	35
DEPARTMENT 101-Sewing	18	DEPARTMENT – All Swine	35
DEPARTMENT 102 - Needlework	18	DEPARTMENT – All Sheep.....	35
DEPARTMENT 103 – Quilts.....	19	DEPARTMENT – All Goats	37
DEPARTMENT 105 – Baking	21	DEPARTMENT – All Poultry.....	38
OPEN CLASS FLORICULTURE, HORTICULTURE, VEGETABLES AND GRANGE BOOTHS.....	23	DEPARTMENT – All Rabbits	39
DEPARTMENT 151 – VEGETABLES	23	DEPARTMENT – All Horses.	41
DEPARTMENT 152 – Horticulture.....	24	OPEN CLASS YOUTH.....	42
DEPARTMENT 153 – Commercial Tray Exhibits.....	25	SCOUTS OF AMERICA, CAMPFIRE, AND GIRLS SCOUTS	47
DEPARTMENT 201 – Floriculture	26	DEPARTMENT 700 – FFA.....	52
DEPARTMENT 202 – Arrangements.....	27	HORTICULTURE.	54
DEPARTMENT 203 – Youth Floriculture.....	28	DEPARTMENT 800 – 4-H.....	58
DEPARTMENT 630 – Grange Booths	29	FAIR ENTERTAINMENT.....	80
DEPARTMENT 225 – Amateur Homebrew.....	29	FAIR EXHIBITOR MAP.....	83
		EXHIBITOR FORM.....	84


MISSION STATEMENT

“The Chelan County Fair exists to provide a family event reflecting the past, showcasing current accomplishments and looking to the future county’s best resources ---
-- Its youth, agriculture, and communities.

Chelan County Fair Board - Aims and Purpose

1. To provide a truly family event reflecting Chelan County’s best resources
2. To provide recognition and inspiration for all exhibitors in a setting which allow for showcasing their individual accomplishments.
3. To provide an educational opportunity for all those visiting the fair through demonstration, displays, contest, and judging of exhibits.
4. To provide a well-balanced array of exhibits from youth, adults, and commercial enterprise.
5. To encourage all areas citizens to attend the annual celebrations each fall to enjoy exhibits, entertainment, and camaraderie.
6. To contribute to the economic development for Chelan County through education and promotion of agricultural and industrial products of our area.
7. To enhance its performance as a public resource for the annual fair providing social and economic benefit to the region.

CHELAN COUNTY FAIR - BOARD OF DIRECTORS



Kerri Gates
President, Chelan



Cheyenne Stocker
Vice President, Chelan



Nicole Germain
Treasurer, Cashmere



Roni Freund
Secretary, Wenatchee



Karen Welch
Grounds Manager



Liz Avey
Wenatchee



Bruce Thorn
Wenatchee



JR Cooper
Wenatchee



Rick Hansen
Chelan



Cindy Fowler
Wenatchee



Cathy Thackeray
Cashmere



Thomas Gray
Cashmere



Kate radell
Wenatchee



Lisa Miller
Cashmere



Andy Reeves
Chelan



Nanci Robertson
Manson

Honorary Members

Bert Miller
(deceased) Wenatchee

Dick Cochran
(deceased) Manson

Lou Dryden
Cashmere

Norma Hendrickson
Cashmere

Don Dodson
Leavenworth

Ex Officio Members

Bob Bugert	County Commissioner
Doug England	County Commissioner
Karen Welch	Expo Center Director
Skip Moore	County Auditor
Ron Walter	County Commissioner
Ag Educational Instructors	Chelan County

ADMISSION PRICES - General Admission Tickets

	<u>One Day Ticket</u>	<u>Season Ticket</u>
Adult (18-61)	\$10.00	\$25.00
Senior (62+)	\$8.00	\$18.00
Student (with High School ASB Card)	\$8.00	\$18.00
Child (5 years old and under)	Free	
Family (2 Adults plus 3 Youth 6-17 years)	\$30.00	Not Available

**SENIOR CITIZEN DAY
THURSDAY
Free Admission
9 am - 4 pm
(62+ years)**

HOURS:

Thursday
Friday
Saturday
Sunday

TICKET BOOTHS

9:00 am to 9:00 pm
9:00 am to 10:00 pm
9:00 am to 10:00 pm
9:00 am to 5:00 pm

BARNs

9:00 am to 9:00 pm
9:00 am to 10:00 pm
9:00 am to 10:00 pm
9:00 am to 5:00 pm

CARNIVAL

2:00 pm to 11:00 pm
2:00 pm to 11:00 pm
11:00 am to Midnight
11:00 am to 6:00 pm

AGRICATION DAY FRIDAY

Free Admission 9:00 a.m. to 2:00 p.m. (17 yrs & under)

Groups of five youth may admit one adult for free. Groups must enter the fair together as a group.

Additional adults accompanying a group must pay the adult ticket price.

UNIFORMED MILITARY, POLICE, & FIREMAN

A complete uniform must be worn to be admitted at no charge. Firefighters must be wearing a Fire/ Rescue/EMS shirt and present their helmet passport with photo ID at the gate.

PAST FAIR BOARD PRESIDENTS

1952	Charles Clements Cashmere deceased
1953-54	O.F. (Buck) Wisemore, Leavenworth, deceased
1955	Floyd Morrow, Leavenworth, deceased
1955-58	Delbert Bess, Wenatchee, deceased
1959-60	Everett Smith, Manson, deceased
1961-65	Jim Uecker, Wenatchee, deceased
1966-68	Leonard Jagla, deceased
1969-71	George Wilken, Dryden, deceased
1972-73	Dick Cochran, Manson, deceased
1974-75	Harold Weed, Malaga, deceased
1976-77	Elgin Kriewald, Wenatchee, deceased
1978-79	Norm Gutzwiler, Wenatchee
1980-81	Orville Richards, Leavenworth, deceased
1982-83	Marshall Scamahorn, Leavenworth, deceased
1984-85	Jim Cockle, Cashmere
1986-89	Ben Allen, Cashmere
1990-91	Norm Gutzwiler, Wenatchee
1992-94	Norma Hendrickson, Cashmere
1995-96	Jim Holladay, Leavenworth
1997-2000	Rod Cool, Chelan
2000-2001	Dick Cochran, Manson, deceased
2002-2003	Mike Wolfe, Wenatchee
2004	Norm Gutzwiler, Wenatchee
2005-2006	Matt Asplund, Wenatchee
2007	Marty Cochran, Manson
2008	Bruce Thorn, Wenatchee
2009	Jack Colson, Wenatchee
2010-2011	Liz Avey, Wenatchee
2012-2014	Nathan Smeltzer, Chelan
2014-2016	Mike Hedrick, Chelan
2016-2018	Cheyenne Stocker, Chelan
2019	Bruce Thorn, Wenatchee
2020	No Fair (Covid-19)
2021	Rick Hanson, Chelan

DAVIS SHOWS NW, INC. CARNIVAL

ARMBAND PRICE

Thursday - \$35.00
Friday - \$35.00
Saturday - \$38.00
Sunday - \$35.00

CARNIVAL HOURS

2:00 pm to 11:00 pm
2:00 pm to 11:00 pm
11:00 am to 12:00 am
11:00 am to 6:00 pm

**Sunday is Buddy Day: Buy 1 armband,
get second 1 for \$18.00**

(Can use Presale Ticket plus \$18.00)

Armbands stop selling 1 ½ hour before shut off time.

ARMBANDS ARE NON-TRANSFERABLE & NON- REFUNDABLE

Individual and Book Tickets are available

**SOME ATTRACTIONS HAVE HEIGHT & OPEN
TOE SHOE RESTRICTIONS & SAFETY RULES**

*******SAVE*******

Pre-Purchase Coupon for Armband \$30.00

August 16TH – August 31ST

Available at the following locations: Fair Office,
Martin's Market & Dan's Foods

**LOST OR MISSING PASSES,
TICKETS OR ARMBANDS WILL BE REPLACED
AT OWNERS EXPENSE.**

HOW TO EXHIBIT ARTS, CRAFTS, VEGETABLES, FLORAL, OR OTHER STILL LIFE ITEMS

There is no Exhibitor Fee to exhibit at the Chelan County Fair, HOWEVER you can purchase a pass if you wish to attend the fair at a discount on WEDNESDAY ONLY.

If your Exhibit is a 4-H Project:

- Carefully read General Rules found in the 4-H section of this Exhibitor's Guide. Obtain Entry Form, 4-H Tag and 4-H Exhibitor's Ticket from your Leader.
- From the 4-H Section of this Exhibitor's Guide find the Department, Class and Lot number appropriate for your Exhibit. (If you are unsure, ask the 4-H Superintendent when you arrive at the Fairgrounds.)
- Bring your exhibit to the Fairgrounds on Wednesday between Noon and 8:00 p.m.
- Take your Exhibit to the 4-H Building. (Complete Entry Form and Tag if you haven't already done so.) Register Exhibit with the 4-H Superintendent or their assistants.

If your Exhibit is a FFA Project:

- Your FFA Exhibit must be registered through your FFA Advisor.
- Carefully read FFA Rules found in the FFA section of this Exhibitor's Guide
- From the FFA Section of this Exhibitor's Guide, find the Department, Class and Lot number appropriate for your Exhibit. (If you are unsure, ask your FFA Advisor)
- Obtain Entry Tag and FFA Exhibitor's Ticket from your FFA Advisor. Bring your exhibit to the Fairgrounds on Wednesday between 1:00 and 9:00 p.m.
- Take your Exhibit to the FFA Department. Fill out Entry Tag if you haven't already done so and check in with FFA Superintendent.

If your Exhibit is NOT a 4-H or FFA Project you may enter it in OPEN CLASS:

- (If you are not in 4-H or FFA or if you are in 4-H or FFA and wish to enter an exhibit that is not a 4-H or FFA project, you may enter it in OPEN CLASS-All items must be produced by the exhibitor in the past 12 months).
- Carefully read the General Rules in this Exhibitor's Guide.
- Use entry Forms and Tags that may be obtained from the Fair Office, or during Check-in.
- Find in this Exhibitor's Guide the Department, Class, and Lot numbers appropriate for your exhibit. (If you are unsure, ask the Department Superintendent for help when you bring your exhibit.)
- Any entry found to be falsified will result in all entries of the exhibitor being pulled from display, all premiums forfeited and possible suspension from the Chelan County Fair.
- Bring your Exhibit to the Fairgrounds on Wednesday between 9:00 am and 9:00 p.m.
- Take your Exhibit to the appropriate Building. Fill out the Entry Form and Tag (if you haven't already done so.) Check your Exhibit in with the Department Superintendent.
- Stickers may be awarded instead of ribbons in all adult Open Exhibit Departments and FFA Still Life. Exhibitors have the option of exchanging their sticker for a ribbon on Sunday at the office. Rosettes may be awarded in all departments.

HOW TO EXHIBIT AN ANIMAL

If your animal is a 4-H Project:

- Your 4-H Project animal must be registered through your 4-H Leader.
- Carefully read 4-H Livestock and Horse Rules found in the 4-H section of this Exhibitor's Guide. Obtain Exhibitor's Ticket from 4-H leader.
- Bring your animal to the Fairgrounds on Wednesday between Noon and 8:00 p.m.
- A veterinarian or other qualified person will check your animal to be sure it is healthy and appropriate to have at the Fair. Market animals will be weighed.
- Take your animal to the appropriate barn area. Check in with Barn Superintendent.

If your animal is a FFA Project:

- Your FFA Project animal must be registered through your FFA Advisor.
- Carefully read FFA Livestock and Horse Rules found in the FFA section of this Exhibitor's Guide. Obtain Exhibitor's Ticket from FFA Advisor.
- Bring your animal to the Fairgrounds on Wednesday between Noon and 8:00 p.m.
- A veterinarian or other qualified person will check your animal to be sure it is healthy and appropriate to have at the Fair. Market animals will be weighed.
- Take your animal to the appropriate barn area. Find your Chapter area in barn (your assigned stall/pen will be in this area.) If you have questions, check with Barn Superintendent.

If your animal is NOT a 4-H or FFA Project you may enter it in OPEN CLASS:

- (If you are not in 4-H or FFA or if you are in 4-H or FFA and wish to enter an animal that is not a 4-H or FFA project, you may enter it in OPEN CLASS.)
- Carefully read General Livestock and Horse Rules found in this Exhibitor's Guide.
- Obtain appropriate registration form (Livestock or Horse registration Form).
- Complete and return to Fair Office by August 15th. Bring your animal to the Fairgrounds on Wednesday between Noon and 8:00 p.m.
- A veterinarian or other qualified person will check your animal to be sure it is healthy and appropriate to have at the Fair. Take your animal to the appropriate barn area. Check in with Barn Superintendent.



GENERAL RULES AND REGULATIONS

1. **RESPONSIBILITY OF EXHIBITORS:** Please read and abide by these General Rules and Regulations. Read the information at the beginning of each department. Articles entered for premium points must have been made, grown, prepared or cared for by the Exhibitor. Exhibits may come from any area except in the livestock divisions. Due to limited space, stalls will be held for Chelan County Exhibitors on first come, first served basis in the livestock divisions until after July 31. After that, entries will also be accepted from outside Chelan County. All open class reservations must be made on an official entry form obtained from the Fair Office. **A non-refundable deposit of \$7.00 per animal (Swine, Sheep, Goats, Beef), \$12 per horse and \$1 per cage (Rabbits & poultry) will be required for all stalled animals at the time of registration.**
2. **WHEN TO BRING IN EXHIBITS:**
 - A. **Livestock & Horses** - Wednesday, noon to 8 p.m.
 - B. **Still-life** (Home Economics, Floral, Grange Booths, and Exhibits in other Departments) - Wednesday, 9 a.m. to 9 p.m. For help bringing in heavy and/or large exhibits, ask at Information Booth or Fair Office.
 - C. **Open Class Youth Exhibits** may be brought in Wednesday, 9 a.m. to 9 p.m.
3. **Exhibitor Tickets:** There is no charge to exhibit. With an exhibitor number, a discounted season ticket may be purchased **WEDNESDAY ONLY** for:
Adult (18 – over) \$12.00
Student (with High School ASB card) \$ 7.00
4. **HOW TO SUBMIT ENTRY FORMS:** Careful attention should be given to the preparation of all entry forms. Be sure that home address and name is correct and corresponds with one given the clerk when registering for Exhibitor's number. All youth exhibitors must list name of parents and/or guardian and their address for identification.
5. **RESPONSIBILITY OF SUPERINTENDENTS:** It shall be the responsibility of the Superintendent to furnish clerks for their departments with the exception of cattle, sheep, goats, poultry, rabbits and swine. Clerks for these departments will be arranged for by the Chelan County Fair Board and/or the Director in Charge of that department. Superintendents shall see that all entry forms and judges sheets are properly filled out and returned to Fair Office.
6. **Each animal, article and/or contest** shall be placed according to the decision of the judge and such placing shall be final. Anyone interfering with a judge or attempting to influence an official will forfeit all premium points and will be excused from the Fair.
7. **PREMIUM CHECKS:** All premium checks will be void after March 1 of the year following the fair. **OPEN CLASS ADULTS WILL NOT BE ISSUED ANY PREMIUM MONIES UNDER \$5.00**
8. **DECISION OF THE DIRECTOR IN CHARGE OF THE DEPARTMENT WILL BE FINAL.**
9. **AWARDS:** All awards will be based on judges' records. Ribbons and entry tags will not be considered proof for payment of premium. Best of Class and/or Best of Show awards will not be made if entries in the class are not sufficient to meet requirements.
10. **FAIR RESPONSIBILITY:** 24-hour guard service is provided during the fair and every precaution will be taken by the Chelan County Fair for the preservation of merchandise, livestock and exhibits. However, the Chelan County Fair will not be responsible for loss or damage.
11. **POLICE AND FIRE PROTECTION:** All police and fire protection will be under the supervision of the Chelan County Sheriff's Department and the Cashmere Fire Department. Neither of these departments or the Chelan County Fair will be responsible for any loss or damage.
12. **RELEASE OF EXHIBITS:** No exhibit may be withdrawn before 5 p.m. on Sunday. Animals removed at 6:00 pm. Any violation will result in loss of premium points. Commercial exhibits and Food Vendors will be released at 6 p.m. Sunday. All buildings close 8 p.m. Sunday no exceptions. No vehicles moving on grounds before 7 p.m.
13. **PETS:** Pets will not be allowed on grounds except those being shown or Service dogs. Dogs and/or other pets will not be allowed in trailers in camp-ground area or in commercial exhibit spaces.
14. **ALL FAIR PARTICIPANTS MUST CONDUCT THEMSELVES AS RESPONSIBLE CITIZENS.**
15. **Any misconduct or unlawful acts on the part of the Exhibitor, patrons or leader,** will be grounds for suspension of that person from participating in the Chelan County Fair.
16. **In the event of misconduct on the part of any citizen involved in the Chelan County Fair,** the Executive Council of the Chelan County Fair Board, along with the Department Superintendent and Director in Charge of the department involved, will rule on the suspension following a meeting with the individual in question.
17. **Any person or persons suspended from the Fair** will forfeit all ribbons and premium monies and will immediately leave the fairgrounds. If that person is an Exhibitor, arrangements for removal of exhibits must be made at once.
18. The Chelan County Fair Board of Directors will set the length of time of suspension period during their next regularly scheduled meeting. Anyone suspended will be notified, in writing, relative to the term of suspension.
19. **Curfew** for all participants will be from 12:30 a.m. to 5 a.m. **EXCEPTION;** Exhibitors residing in trailer parking area will abide by curfew as set forth by authorized chaperones and/or leaders.
20. Altering any Exhibit Area is prohibited, without authorization of Department Superintendent or Director in Charge.
21. **Lights will be turned out in all exhibit buildings and barns at 9 p.m. Thursday & 10 p.m. Friday & Saturday.**
22. **Any person or persons, religious, political, non-profit organizations and/or body of people organized to promote a common cause must abide by the following rules:**
 - A. Space must be rented prior to the Fair in an area designated by Fair Board and set aside for all groups distributing materials to promote their cause. All activities must be confined to space assigned. No materials may be handed out to any persons under the age of 18 unless accompanied by an adult.
 - B. All persons or person associated with telling a story to promote a cause must abide by General Rules and Regulations and Special Rules for Commercial and Non-Commercial Exhibitors. Special Commercial and Non-Commercial Rules will be a part of the contract with the Chelan County Fair.
 - C. All applications for space must be made through the Fair Office. All Non-commercial and Commercial fees must be paid in accordance with the contract.
 - D. In no instance will free gate passes be issued.
23. Displaying of ribbons, trophies and/or other forms of recognition from other fairs and/or shows will not be permitted. All tack and equipment must be displayed according to Director in Charge of barn.
24. **FOR SALE signs will not be permitted on any Exhibit** before Sunday noon, the closing day of the Fair. The Barn Superintendent must be notified if an animal is sold to a private buyer.
25. All cleaning supplies provided by exhibitor.
26. **NO DRONES** on the fairgrounds without prior permission of the Board of Directors.

JUDGES

The judges in all departments will be approved by Fair management. No one will be allowed to act as a judge in the class or ring in which he/she exhibits. Judges are selected with the utmost care. The decision of the judges will be final in all cases, except where mistake, fraud, misrepresentation or collusion, not discovered at the time of the award, is proven. In such cases, Fair management will make the decision. The Fair reserves the right to substitute judges as needed. Anyone interfering with a judge or attempting to influence an Official will forfeit all premium points and will be excused from the Fair.

PROTESTS AND APPEALS

- Protests and appeals will be accepted only in regards to rules, application of rules, or eligibility of entry (appeals/protests of Judge's decisions will not be accepted).
- All protests and appeals must be made in writing and accompanied by a deposit of \$25.00 (cash only), which deposit will be forfeited if protest/appeal is not sustained. Said document must state plainly the cause of complaint or appeal, and must be filed with Fair management at the Fair Office within 24 hours after cause of protest/appeal, and must contain at least one specific charge stating at length the facts relied upon or the rule violated and naming witnesses and their addresses by whom proof is to be made.
- When a protest is to be made against the competition of an animal or article in any class, notice of same shall be filed with the department superintendent before the class is passed upon, so the judge may be instructed to place a reserve award in order that premiums may be properly distributed in the event of the protest being sustained.
- No complaint or appeal based upon the statement that the judge or judges are incompetent or have overlooked an animal or article will be considered by Fair management.
- All questions or disputes or differences not provided for under the rules and regulations shall be referred to Fair management whose decision shall be final.
- In addition to the right of protest therein guaranteed to exhibitors, Fair management reserves the right to take cognizance of fraud consummated or attempted in connection with an exhibit and take such action as may be deemed just and proper.
- Protests regarding rules will not be considered for current Fair.
- IAFE (International Association of Fairs and Expositions)

IAFE (International Association of Fairs & Expositions) NATIONAL CODE OF SHOW RING ETHICS

Exhibitors of animals at livestock shows shall at all times deport themselves with honesty and good sportsmanship. Their conduct in this competitive environment shall always reflect the highest standards of honor and dignity to promote the advancement of agricultural education. This code applies to junior as well as open class exhibitors who compete in structured classes of competition. This code applies to all livestock offered in any event at a livestock show. In addition to the —IAFE National Code of Show Ring Ethics, fairs and livestock shows may have rules and regulations which they impose on the local, county, state, provincial, and national levels.

All youth leaders working with junior exhibitors are under an affirmative responsibility to do more than avoid improper conduct or questionable acts. Their moral values must be so certain and positive that those younger and more pliable will be influenced by their fine example. Owners, exhibitors, fitters, trainers and absolutely responsible persons who violate the code of ethics will forfeit premiums, awards, and auction proceeds and shall be prohibited from future exhibition in accordance with the rules adopted by the respective fairs and livestock shows.

Exhibitors who violate this code of ethics demean the integrity of all livestock exhibitors and should be prohibited from the competition at all livestock shows in the United States and Canada.

The following is a list of guidelines for all exhibitors and all livestock in competitive events:

1. All exhibitors must present, upon request of fair and livestock show officials, proof of ownership, length of ownership and age of all animals entered. Misrepresentation of ownership, age, or any facts relating thereto is prohibited.
2. Owners, exhibitors, fitters, trainers, or absolutely responsible persons shall provide animal health certificates from licensed veterinarians upon request by fair or livestock show officials.
3. Junior exhibitors are expected to care for and groom their animals while at fairs or livestock shows.
4. Animals shall be presented to show events where they will enter the food chain free of violate drug residues. The act of entering an animal in a livestock show is giving of consent by the owner, exhibitor, fitter, trainer, and/of absolutely responsible person for show management to obtain any specimens of urine, saliva, blood, or other substances from the animal to be used in testing. Animals not entered in the an event which culminates with the animal entering the food chain shall not be administered drugs other than in accordance with applicable federal, state and provincial statutes, regulations and rules. Livestock shall not be exhibited if the drugs administered in accordance with federal, state and provincial statutes, regulations and rules affect the animal's performance or appearance at the event. If the laboratory report on the analysis of saliva, urine, blood, or other sample taken from livestock indicates the presence of forbidden drugs or medication, this shall be prima facie evidence such substance has been administered to the animal either internally or externally. It is presumed that the sample of urine, saliva, blood, or other substance tested by the laboratory to which it is sent is the one taken from the animal in questions, its integrity is preserved and all procedures of said collection and preservation, transfer to the laboratory and analysis of the sample taken from the animal in question and correctly reflects the condition of the animal at the time the sample was taken, with the burden on the owner, exhibitor, fitter, trainer, or absolutely responsible person to prove otherwise. At any time after an animal arrives on the fair or livestock show premises, all treatments involving the use of drugs and/or medications for the sole purpose of protecting the health of the animal shall be administered by a licensed veterinarian.
5. Any surgical procedure or injection of any foreign substance or drug or the external application of any substance (irritant,

- counterirritant, or similar substance) which could affect the animal's performance or alter its natural contour, confirmation, or appearance, except external applications of substances to the hoofs or horns of the animals which affect appearance only and except for surgical procedures performed by a duly licensed veterinarian for the sole purpose of protecting the health of the animal, is prohibited.
6. The use of showing and/or handling practices or devices such as striking animals to cause swelling, using electrical contrivance, or other similar practices are not acceptable and are prohibited.
 7. Direct criticism or interference with the judge, fair or livestock show management, other exhibitors, breed representatives, or show officials before, during or after the competitive event is prohibited. In the furtherance of their official duty, all judges, fair and livestock show management, or other show officials shall be treated with courtesy, cooperation and respect and no person shall direct abusive or threatening conduct toward them.
 8. No owner, exhibitor, fitter, trainer, or absolutely responsible person shall conspire with another person or persons to intentionally violate this code of ethics or knowingly contribute or cooperate with another person or persons either by affirmative action or inaction to violate this code of ethics. Violation of this rule shall subject such individual to disciplinary action.
 9. The application of this code of ethics provides for absolute responsibility for an animal's condition by an owner,

exhibitor, fitter, trainer or participant whether or not he or she was actually instrumental in or had actual knowledge of the treatment of the animal in contravention of this code of ethics.

10. The act of entering an animal is the giving of consent by the owner, exhibitor, fitter, trainer, or absolutely responsible person to have disciplinary action taken by the fair or livestock show for violation of this Code of Show Ring Ethics and any other rules of competition of the fair or livestock show without recourse against the fair or livestock show. The act of entering an animal is the giving of consent that any proceedings or disciplinary action taken by the fair or livestock show may be published with the name of the violator or violators in any publication of the International Association of Fairs and Expositions, including Fairs and Expositions and any special notices to members.
11. The act of entering an animal in a fair or livestock show is the giving of verification by the owner, exhibitor, fitter, trainer, or absolutely responsible person that he or she has read the IAFE National Code of Show Ring Ethics and understands the consequences of and penalties provided for actions prohibited by the code. It is further a consent that any action which contravenes these rules and is also in violation of federal, state, or provincial statutes, regulations, or rules may be released to appropriate law enforcement authorities with jurisdiction over such infractions.

LIVESTOCK RULES FOR EXHIBITORS

1. Livestock will be accepted between the hours of noon and 8 p.m., Wednesday. This includes all classes of livestock. All animals must be in the barn no later than 8 p.m. on Wednesday and may not be removed before 6 p.m. on Sunday. Early removal will automatically result in loss of premium points and monies.
2. **All animals must be inspected by a Veterinarian before being placed in a barn.** Volunteer Veterinarians will provide this inspection. All charges for calls made by individual Exhibitors for veterinary service after this period will be the responsibility of the Exhibitor or Exhibitors making the call.
3. **ABILITY TO HANDLE LIVESTOCK:** Inability of Exhibitor to handle animal will disqualify animal and Exhibitor will be excused from the Fair. All steers must be halter broke and able to be led into Show and Sales Arena.
4. **UNETHICAL SHOWMANSHIP OR CARE OF AN ANIMAL WILL RESULT IN DISQUALIFICATION AND REMOVAL FROM THE FAIR.**
5. Complaints must be reported in writing to the Director-In-Charge of Livestock; a decision on disqualification and removal from the fair will be made within 12 hours of receipt of the complaint by the Department Superintendent, Director-In-Charge, and the executive committee of the Chelan County Fair in accordance with general rules.
6. **Animal will not be weighed without Quality Assurance and IAFE Ethics Forms turned in at time of weigh in. This also includes brand slip and feed affidavit for Beef.**
7. **SCHEDULES AND ORDER OF ENTRY FOR LIVESTOCK:** Judging schedules and order of entry into the arena will be set by the Superintendent. Schedules will be posted prior to the events.
8. **DEHORNE D CATTLE:** All market steers must be dehorned before entry to the Fair is allowed.
9. **All Livestock Exhibitors will automatically be entered in the Barn Herdsmanship contest. The purpose of the Herdsmanship Contest is to encourage Exhibitors to care for the livestock, stalls and equipment so that the Exhibit makes an attractive display. Failure of the Exhibitor to feed and water any animal or bird on exhibit will automatically disqualify the Exhibitor and no premium points and/or ribbons will be awarded.**
10. **All animals (including Poultry and Rabbits) owned by Chelan County Exhibitors, Waterville FFA and Eastmont FFA must be pre-registered through the Chelan County Fair Office no later than July 31st of each year. To make sure that all available space is filled, registration will be opened to out-of-county exhibitors after July 31st on a first-come basis.**
11. All large animals exhibited at fair: Market and Breeding Sheep, Market and Breeding Beef, Market and Breeding Swine, Goats, and specialty animals will be assessed a \$16 per pen nonrefundable stall fee. Horses will be assessed a \$12 per horse fee. This fee will be assessed to Open class, 4 H clubs and the FFA Chapters from which the animals were exhibited. It is due with livestock registrations.
12. The exhibitor ownership date for beef is March 1. All other livestock must have been owned by exhibitor on or before June 1 of the current year. **Only registered animals will be accepted in Open Class Livestock** (some exceptions in goat and small animal classes).
13. All small animals: Poultry, rabbits, caviars, rodents, and other small specialty animals will be assessed a \$1 nonrefundable cage fee. This fee will be assessed to Open class, 4 H clubs and FFA Chapters from which the animals were exhibited. It is due with livestock registrations.
14. The Chelan County Fair will furnish a reasonable amount of bedding for livestock. No hay will be furnished. Straw and/or shavings will be available at scheduled times as posted in the barn area. Grain will not be furnished in any area other than poultry and rabbit barns. All buckets and other equipment must be furnished by the Exhibitor. Livestock exhibitors must furnish water containers for their animals.
- 15.

15. **ALL HORSES MUST HAVE HAY BAGS.** Hay bags must be removed from stall by 10 p.m. each evening.
16. Racing or careless handling of horses on track or any area of the fairgrounds will result in loss of premium points and monies. The animal and Exhibitor will be excused from the fair. **HORSES ARE TO BE RIDDEN WITH A BRIDLE AT ALL TIMES. HORSES MUST BE LED FROM BARN TO INSIDE OF THE TRACK BOTH FOR CLASSES AND EXERCISE. IN NO INSTANCE WILL EXHIBITOR BE ALLOWED TO RIDE HORSES OUTSIDE OF TRACK AREA.** A responsible adult must be on track at any time horses are being shown or exercised by a youth.
17. All exhibitors shall be clean and well-groomed at all times. **CUT-OFFS, SHORTS, AND BARE FEET WILL NOT BE ALLOWED IN LIVESTOCK AREA.** Suitable shoes or boots must be worn at all times.
18. Exhibitors will be held responsible for any and all damages and/or injuries created by themselves or their animals.
19. All stalls must be cleaned according to Barn Superintendent's specifications. **PREMIUM MONEY WILL BE FORFEITED BY EXHIBITORS NOT CLEANING STALLS OR PENS. No one will be allowed in barns prior to 5 a.m. each day.**
20. **IN NO INSTANCE SHALL HORSES BE TIED TO ANY FENCE OR BUILDING – TIE RACKS ARE PROVIDED**
21. **ALL GROOMING AND CLEANING OF ANIMALS AND STALLS** and/or care must be done by EXHIBITOR, not by parents/guardians or leader.
22. **ALL LIVESTOCK** must be groomed in designated areas only, (swine in swine wash racks, sheep at sheep wash rack, etc.).
23. All Large Animals (beef, sheep, goat, and swine) (including breeding stock) must have ear tags at all times throughout the Fair until the animal leaves the Fairgrounds. If ear tag is lost, another must be attached.
24. Exhibitors may sell 1 market animal.
25. Exhibitors must have market animals pre-tagged to

participate in the market animal classes and livestock sale at the fair. Supreme Showman Class: All exhibitors who participate in market animal classes, and fitting and showing classes, are entered into the Supreme Showman class. The Supreme Showman will be determined by an aggregate score from both classes. Premium points will be awarded and a special prize will be awarded to the overall 4-H and FFA Supreme Showman.

26. All market beef exhibitors must submit a signed feed affidavit.
27. Exhibitors will provide hay for their livestock.
28. Market animals will be sold at weigh-in weight. No pencil shrinkage will be assessed.
29. All tack (including wheelbarrows) **MUST** be kept in designated tack stall areas. No tack will be allowed in the aisles. Tack areas may be provided, pending available space, as designated by the barn Superintendent
30. All animal trailers will be parked in Lot D (down the hill from the barns), and will have limited availability.

SWINE

1. Minimum/maximum weights will be 235# to 300#
2. Classes will be posted one hour before showing time.
3. Participants will be responsible to read the show schedule and get to their appropriate class. If the Exhibitor misses their class, they will be unable to show their animal.
4. Animals from 301# to 310 could still sell in action – Would be sold at 300#
5. Swine weighing less or more than the bracket weights will be shown in light and heavy weight classes. – Would not be eligible for Market Grand or Reserve Champion
6. Exhibitors must use only the wash racks designated for swine only.

SHEEP

1. Minimum/Maximum weights will be 100# to 150#.
2. Over & underweight lambs (over 150 lbs.) will not be sold at auction.

3. New rules require that blackface breeding sheep be identified with a flock ID number assigned by the state office before movement of such sheep from the premises of origin for show, sale, purchase or other movement. Tattoos, electronic implants, or tamperproof tags from an approved supplier may be used.
4. Blackface sheep are defined as Suffolk or Hampshire breeds or crosses of other breeds with Suffolk or Hampshire breeds.
5. All Market Lambs must have been shorn within 30 days prior to the Fair. **NOT AT FAIR**
6. All sheep over 18 months of age (ewes, lambs, and wethers); all sexually intact sheep (rams and ewes including ewe lambs under 18 months of age) going to a show, demonstration, or exhibition must have official identification. Official identification for sheep is defined as: 1) USDA issued ear tags with assigned flock identification number and individual animal serial number. 2) Legible ear tattoos with USDA assigned flock identification number and individual animal serial number (tattoo). 3) Ear tags and/or legible ear tattoo resulting from current active registration in the USDA Voluntary Scrapie Flock Certification Program.
7. Exhibitors must use the wash racks designated for Sheep only.

BEEF

1. Weight at 1500#.
2. Water containers will not be allowed to remain in the stalls.

Animal must be watered periodically each day, but the containers must be removed following the watering.

3. No horned animals will be allowed to be exhibited (except for registered animals). Scurs as approved by superintendent.
4. Exhibitors must use the wash racks designated for beef only.

GOATS

All sexually intact goats (buck and does) going to a show, demonstration or exhibition must have official identification.

Official identification for goats is defined as:

- 1) USDA issued ear tags with assigned flock number and individual animal serial number.
- 2) Legible ear, flank, or tail fold tattoo with USDA flock identification number and individual animal serial number (tattoo).
- 3) Legible breed registration tattoos (breed tattoos should also be registered with the USDA, Veterinary Services) when accompanied by their breed registration certificates, or when the registration numbers are listed on a certificate of veterinary inspection.
- 4) Ear tags and/or legible ear tattoos resulting from current active registration in the USDA Voluntary Scrapie Flock Certification Program.
- 5) Electronic Implant Devices when animal is accompanied by an implant reader, and the implant number is listed on a breed registration certificate, or certificate of veterinary inspection. All goats will not be admitted to the fair without official identification.

MARKET GOATS

1. Minimum Weight: 75# Maximum Weight 125#
2. Over & underweight Goats (over 125#) will not be sold at auction.
3. Does and wethers may be shown and sold.
4. Goats may need to be penned with other clubs as deemed necessary by the Superintendent.
5. Animal Appearance:
 - a. Goats must be slick shorn prior to arrival; Hair may not be longer than 3/8 of an inch above the hocks and knees and behind the ears.
 - b. Goats may have horns but must be tipped to diameter of a dime.
6. Exhibitors must use only the wash racks that are designated for goats.

HORSES

1. All open class horse exhibitors will be entered in herds-manship and must fulfill barn duty requirements, per Barn Duty Guidelines here in.
2. Stalls will be decorated, and will be judged based on educational value, creativeness, and overall attractiveness, per Barn & Building Decoration Guidelines here in.
3. Open class Horse will be accepted on a first come, first served basis until August 15.
4. Stallions past the age of weaning are NOT allowed.
5. Compliance with 4-H & FFA exercise times and rules will be maintained.
6. Exhibitors will use only the wash racks designated for horses only.

BARN DECORATIONS

1. Livestock Exhibitors may begin decorating stalls/pens Tuesday at 2:00 p.m., or as announced by the Barn Superintendents.
2. Barn decorations should reflect the theme for the current year Fair.
3. Barn decorations and animal equipment can be removed from animal exhibit areas at 5:00 p.m. on Sunday

LIVESTOCK SALE RULES

1. **TIME OF SALE:** The sale will start at 10 a.m. on Saturday, both in person and online.
2. **SELLING ORDER OF LIVESTOCK:** Beef, Swine, Sheep, & Goats. The 2021 sale will be posted at Livestock Office prior to Sale. FFA will sell first.
3. Schedule for ORDER OF ENTRY TO SALES ARENA will be posted at Livestock Office prior to LIVESTOCK SALE.
4. **SALE WEIGHT OF MARKET STOCK:** All market stock will be weighed only on the scale designated by Weighing Coordinator as unloaded from truck. This will be the sale weight. No pencil shrinkage will be assessed.
5. **PAYMENT:** Any person or persons bidding for another party and signing a purchase slip shall be responsible to see that money bid is collected and paid to Youth Fund on the day of sale. Arrangement for payment for floored animals must be made prior to the animals being transported from Fairgrounds. 3% on Auction adn Add ons.
6. **The Primary Buyer is responsible for entire animals bid price if secondary buyer defaults. Unless the animal is turned to the floor buyer.**
7. **ALL ANIMALS FLOORED AT THE LIVESTOCK SALE MUST GO TO THE FLOOR BUYER. No changes allowed without written permission of the Livestock Committee. No changes will be allowed to livestock sale books after 4 p.m. Friday.**
8. Only animals sold at the auction will be transported off the grounds by the Fair or its consignees. Privately sold animals and the hauling of them are not the responsibility of the Chelan County Fair.
9. Only Blue & Red Ribbon animals will be sold.
10. Exhibitor must have Fit and Shown animal to be able to sell at auction.

FUR AUCTION - Saturday 9 a.m.

*Fur and Feather Auction could be cancelled for 2022 due to not having any poultry at the 2022 fair. Only one animal per exhibitor may be sold either in the livestock auction or the Fur and Feather Auction.

1. All 4-H and FFA members having a rabbit, poultry, non-market sheep/goat project may choose to sell one animal that is registered by 5:00 p.m. Friday, in the poultry or rabbit barn.
2. No 4-H or FFA member who has an animal that will be sold thru the livestock sale is allowed to sell an animal in the fur and feather auction.
3. Red and blue ribbon animals only will be auctioned.
4. Buyer has the option of taking the animal at the close of the fair or turning it back to owner.
5. Exhibitor must have fit and shown animal to be able to auction.
6. Exhibitor will be responsible for animal until purchaser claims after 6:00 p.m. on Sunday.
7. Cash sales only will be accepted.
8. There will be a base minimum bid of \$10.00

A Fur and Feather Auction committee member will perform all necessary duties in the set-up and execution of this sale; from the auctioning to the clerking will all be taken care of by this committee. We feel that this is a great opportunity to allow exhibitors who are unable to have a large animal project to see additional rewards for their hard work and effort.

ROUND ROBIN RULES

1. The Grand Champion Showman for FFA, Sr. 4-H, and Int. 4-H in Beef, Sheep, Swine, Goats, Market Goats, and Horses will compete.
2. The showmen are responsible for bringing the animal that they qualified with.
3. If an exhibitor qualifies in more than one division they must choose the animal division that they want to show in.
4. Reserve will move up if Grand is not available.
5. **To qualify for the Overall Showman award competitors must show all species.**
6. **Showman with the highest overall score will be award overall Round Robin Grand Champion buckle.**
7. **Next highest score in each division will be awarded Reserve Champion buckles.**
8. **Small animal round robin will follow same rules and have the followings animals: poultry, rabbit, cavy, dog, and cat.**

MINIMUM ANIMAL HEALTH REQUIREMENTS FOR COUNTY AND STATE FAIRS

1. Each fair should have an official fair veterinarian in attendance.
2. Individual health certificates on Washington animals are not required for entry into the fair. The fair veterinarian may issue a blanket health certificate covering all in-state entries to the fair.
3. No animal from a quarantined area or premise may be permitted to enter the fair or show.
4. **OUT OF STATE ANIMAL ENTRIES MUST COMPLY WITH THE STATE OF WASHINGTON IMPORT REGULATIONS. NO EXEMPTIONS UNLESS EXEMPTED BY RULE**
5. Fair Veterinarians should inspect all classes of livestock and poultry (including horses, pet animals, rabbits, fur-bearing animals, pigeons, ducks, geese and turkeys before they are exhibited to determine that the livestock and poultry show no clinical indications of contagious, infectious diseases and ectoparasites.
6. Fair Veterinarians should reject any animal with infectious or contagious diseases or ectoparasites. Exhibitors should be made aware that ringworm, warts, pinkeye, strangles, contagious ecthyma, scabies, lice, mites, ticks and fleas fall into these categories.
7. Animals exhibiting disease symptoms during the course of the fair should be rejected by the Fair Veterinarian and removed from the exhibit area
8. It is strongly recommended, but not required, that cattle be vaccinated in the current show year against the respiratory diseases.
9. The Fair Veterinarian's professional decision as to the health status of an animal will be final and will be upheld by the Fair Board.

BARN DUTY

While exhibiting livestock at the Chelan County Fair, you are expected to perform herdsman activities including barn duty. **Each Barn MUST have a barn duty roster posted for adequate coverage in the barn from 9 a.m. to barn closed each day** of the Fair to be eligible for Barn Herdsmanship awards. The whole animal barn including wash racks, scale area and show rings will be considered a part of barn duty. As a representative of the fair, your chapter/club, your community, your parents, and yourself please be responsible. These are the expectations of the Livestock Committee of the Chelan County Fair Board of Directors for all youth livestock exhibitors for your barn duty assignments.

1. Every Exhibitor MUST sign up for barn duty throughout the duration of the fair.
2. Sign in with Barn Superintendent
3. An adult must be present at all times.
4. Be on time. Exhibitor on duty is to remain in the barn while on duty.
5. Wear an FFA Jacket or Club T-shirt so that you can be identified as an exhibitor.
6. Keep walkways clean and free of shavings and manure.
7. Keep animals watered and stalls looking good. Keep chapter/club area clean. Tack area clean and organized, show equipment orderly, Awards and stall Cards visible and neat.
8. Only those members on duty should be in the barn area. Visit with friends when you are not on duty.
9. Look professional, (clean clothes, don't sleep, no loud music, don't just lie around, be busy) Talk to fairgoers and answer their questions about the animals and your 4-H Club or FFA Chapter.
10. Work together with barn superintendents, club/chapter leaders, and other clubs/chapters to make it a fun experience.
11. Smile a lot!

BARN HERDSMANSHIP

Director-In-Charge- Nicole Germain

All Livestock Exhibitors are expected to take good care of their animals and assigned exhibiting space, as well as the exhibitor's own equipment. All animals must be cleaned & cared for by 8:00 am. The primary purpose of herdsmanship is to ensure that the animals receive the proper care; awards are meant to recognize the efforts of every exhibitor who maintains adequate standards, not to foster competition among clubs. The criteria for judging —good care for all animals is as follows:

Judging

1. Animals
 - a. Is the animal clean and groomed? (20 pts.)
 - b. Does the animal have water? (20 pts.)
 2. Stall/Cages and Exhibit Space
 - a. Is the bedding clean? (20 pts.)
 - b. Are tack and/or equipment put away? (10 pts.)
 - c. Is the exhibit space clean?
 3. Display
 - a. Are the animal, exhibitor, and club properly identified according to the requirements of each Division? (10 pts.)
 - b. Are displays and decorations neatly maintained? (10 pts.)
- Each exhibitor must sign-up for barn duty throughout the duration of the fair.
 - Herdsmanship judges may judge at any time during regular fair hours. Each barn will be judged twice a day except only once on Sunday.
 - On Sunday afternoon the average scores will be computed for each exhibitor; Scores of 80-89 will earn red ribbons, scores of 90-100 will receive blue ribbons. Scores lower than 80 will result in a white ribbon. Each animal division will be scored separately. Premium points are earned according to the Division entered. (Open, FFA, or 4-H see separate sections in the Fair book.)
 - First, second and third place Club awards will be given in each animal division. The awards are based on the Club's overall average score, calculated by averaging the individual score of each exhibitor. In the case of a tie, more than one award may be given.

BARN & BUILDING DECORATIONS AND EDUCATIONAL DISPLAYS

Director-In-Charge- Nicole Germain

This contest's purpose is to ENCOURAGE EXHIBITORS TO DISPLAY THEIR EXHIBIT IN A NEAT & ATTRACTIVE MANNER WITH SPECIAL EMPHASIS ON EDUCATIONAL VALUE OF THE PROJECT.

In judging, the main points will be given to the educational value of the exhibit and how well it tells the story of the project, clubs must be identified. In 4-H and FFA, judging will be on the club basis in each project. First, Second and Third Place Rosettes will be awarded in each barn. Judging will be on Thursday morning and ribbons will be awarded at this time. Displays will be judged using the following points:

EDUCATIONAL VALUE.....	60 points
Creativeness	20 points
Attractiveness.....	20 points
Total	100 points

**ALL CLUBS ARE
AUTOMATICALLY ENROLLED.**

CAMPGROUND RULES

The size unit you register **MUST** be the size you bring! Anyone attempting to bring a unit not the size registered may be moved.

- 1. All campground registrations must be received at the Fair office by July 31st** Any registration received after **July 31st** will not be guaranteed a camp site. Camping Committee reserves the right to refuse any late registration. Registration forms can be obtained from your 4-H leader, FFA Advisor or from the Fair office.
2. Campground registration forms must be completed by an adult over 21 years of age who will be in charge of the camping unit and will be staying at the campsite. Each registration must be accompanied by the \$55.00 camping fee for 4-H, FFA, & Vendors. Make checks payable to: Chelan County Fair and mail to: 5700 Wescott Drive, Cashmere, WA 98815.
- 3. NO TELEPHONE RESERVATIONS WILL BE ACCEPTED.** Any forms not fully completed will be returned to sender.
4. Completed campground permit must be displayed in the window of the camping unit facing the fire lane.
5. Fire lanes between rows of camping units must remain open at all times for emergency access. **Only one vehicle will be allowed at each camping unit, all others WILL BE TOWED. Please try to limit the number of additional vehicles brought to fair.**
6. Due to lack of space, ONLY 4-H and FFA participants with livestock or horses will be accepted in camp. Spaces will be allocated on a first-come, first-served basis. Priority will be given to those living more than 10 miles from Fairgrounds.
7. Camping units are encouraged to be in place no later than 9 p.m. on Wednesday. Lot A will be **open Monday 2-6 p.m., Tuesday 4-7 p.m. and all day Wednesday**. Fair officials will direct campers to their assigned site. All camping units must occupy their assigned space. Space assigned will be posted at gate entrance.
8. Electrical, sewer and water are available at each site. Maximum 15 amp draw, with all electrical plug-ins to be UL approved. Use of generators not allowed after 10 p.m. Extension cords must be grounded with three-prong plugs.
9. Dogs and/or other pets will not be allowed in campground. Campers not abiding by this rule may be asked to remove camping unit from campground.
- 10. All youth under the age of 20 must have an adult chaperone while in the campground. Any camping unit without adult supervision (over 21) will be removed from the campground.**
11. Restrooms and showers are available. **Please be respectful of others and the facility.** Keep restrooms and campground clean.
12. A dumpster is located next to the restrooms. **Please deposit your bagged garbage in the dumpster daily.**
13. Curfew for campground is 11 p.m. on Wednesday and Thursday, and 12:30 a.m. on Friday and Saturday. Turn lights off and keep campground quiet after that time.
- 14. Minors are reminded that any misconduct or unlawful act shall be grounds for suspension of that person. This rule includes, but is not limited to, consumption and/or possession of alcohol and other controlled substances. Please see General Rules.**
15. RV's will be permitted to leave the camping area at 1:00 p.m. on Sunday.
16. The Chelan County Fair assumes no responsibility for damage or injuries to camping unit.
17. All RV's **MUST** be removed from campgrounds by Sunday evening.

The Chelan County Fair assumes no responsibility for damage or injuries to campers.

The above stated rules are for your protection and convenience as well as to provide emergency information and location for Fair Board personnel. Completion of the registration form and payment thereof, constitutes acceptance of campground rules.

OPEN CLASS HOME ECONOMICS

Wilkins Building -- Director in Charge – Tom Gray

See General Rules and Regulations for exhibiting before completing entry form.

1. Stickers will be awarded in all Adult Open Class Departments. Exhibitors may exchange their stickers for ribbons at the Fair office on Sunday after 5pm.
2. Rosettes for Best of Class and Best of Show will be awarded in all Departments where there are 5 different exhibitors.
3. All exhibits must be made by the exhibitor within the last two years. Exception: Vintage items for Display Only.
4. Articles previously entered in the Chelan County Fair will not be accepted.
5. Stained and/or soiled articles will not be accepted. Exception: Vintage items for Display Only.
6. Any item eligible below may be entered For Display Only; these will not be judged.
7. ALL ITEMS MUST REMAIN IN THE BUILDING UNTIL 5PM SUNDAY

DEPARTMENT 100-Fiber Arts

1. **Limit of 2 items per lot number, each distinctly different**
2. Exhibitors are required to complete entry tags with the following information:
 - a. Type of fiber: wool, cotton, silk, linen bamboo, synthetic, other
 - b. Use of fiber; knit, crocheted, felted, woven, other
 - c. Pattern if available
 - d. Suggested uses: sweaters, slippers, bags, socks, other
 - e. Number of ply
3. Division: Youth, Adult, Senior Adult, Professional

CLASS A-Hand Spun Yarns

A 12 yard sample skein is required. Swatch to show intended use will be given extra points.

Lot:

1. Animal Fiber 1-3 ply natural color
2. Animal Fiber 1-3 ply dyed
3. Plant Fiber 1-3 ply natural color
4. Plant Fiber 1-3 ply dyed
5. Mixed Fibers 1-3 ply natural color
6. Mixed Fibers 1-3 ply dyed
7. Novelty Yarns: Description required

CLASS B-Hand Made Creations

Fiber content required for each item

Lot:

1. Afghan
2. Afghan, design kit
3. Baby afghan
4. Bag or purse
5. Bedspread
6. Cap, hat, scarf, mittens, or gloves
7. Centerpiece or doily
8. Christmas article
9. Wall hanging
10. Decorative item
11. Doll, animal, toy
12. Doll clothes

13. Potholders, set of 3
14. Slippers or socks
15. Clothing, Adult
16. Clothing, child/baby
17. Tablecloth
18. Rug
19. Other

GROUP:

- a. Hand knit all items
- b. Machine knit all items
- c. Crocheted
- d. Woven
- e. Felted
- f. Commercial yarns
- g. Other-description required

CLASS C- Hand-dyed fiber

Description of fiber required on entry tag.

Lot:

1. Animal
2. Plant
3. Other

CLASS D-Educational Entry

Applicants to contact Alpine Meadows Spinners and Weavers Guild prior to Fair opening.

DEPARTMENT 101-Sewing

1. Limit of 2 items per lot number, each distinctly different
2. The following score card will be used in judging
 - Value of article in relation to the work done and material used .. 20 points
 - Suitability of material to purpose..... 10 points
 - Workmanship: right and wrong sides 20 points
 - Design in keeping with function..... 15 points
 - Color, suitable and coordinated 15 points
 - General Appearance, clean and pressed..... 20 points
 - TOTAL..... 100 points

CLASS A-Adult Clothing

Lot:

1. Apron
2. Blouse
3. Skirt and blouse
4. Dress and jacket/coat
5. Dress
6. Jacket
7. Jumper
8. Nightgown
9. Pajamas
10. Skirt
11. Sports garment
12. Woman's formal
13. Pants
14. Vest
15. Leather Garment
16. Hat
17. Handbag
18. Wedding dress
19. Robe
20. Accessories
21. Other

CLASS B-Children and Baby Clothing

Lot:

1. Blouse
2. Bunting
3. Coat/jacket
4. Dress
5. Nightgown
6. Pajamas
7. Layette, 2 or more articles
8. Playsuit
9. Made over article
10. Rompers
11. Robe
12. Shirt
13. Skirt
14. Slacks/pants
15. Snowsuit
16. Boy's Suit
17. Costume
18. Other

CLASS C – Household Items

Lot:

1. Pin Cushion
2. Table runner
3. Tablecloth
4. Doll Clothes
5. Napkins
6. Other

CLASS D- Machine Decorated Articles

Lot:

1. Thread Painting
2. Embroidery
3. Bobbin work
4. Lace making
5. Portrait Technique
6. Beading
7. Multi-media
8. Manipulated fabric design
9. Free-motion embroidery
10. Silk Ribbon by machine
11. Decorative stitches used in a unique and artful way

GROUP: Applies to lot 1 – 11

- A1. Article made by exhibitor, free motion
- A2. Article made by exhibitor, programmed
- B1. Readymade article, free motion
- B2. Readymade article, programmed

CLASS E – Smocking

Lot:

1. Garment
2. Ornament
3. Other

DEPARTMENT 102-Needlework

1. Limit of 2 items per lot number, each distinctly different
2. The following score card will be used in judging
 - Workmanship 40 points
 - Suitability of material to purpose..... 15 points
 - Harmony of color and material..... 15 points
 - Beauty and originality of design..... 15 points
 - Degree of difficulty 15 points
 - TOTAL..... 100 points

CLASS A – Rugs

Lot:

1. Braided, new or used material
2. Crocheted, new or used material
3. Hooked, clipped
4. Hooked, unclipped
5. Kit
6. Knitted
7. Other

CLASS B – Household Items

Lot:

1. Cross stitch
2. Embroidery
3. Cut work
4. Drawn work
5. Crocheted trim
6. Tatted
7. Swedish weaving
8. Appliqué
9. Needlepoint
10. Kit
11. Latch hook
12. Beading
13. Bobbin lace
14. Hairpin lace
15. Silk ribbon embroidery
16. Multi technique
17. Thread painting/punch work
18. Knitted trim
19. Needle Felting
20. Wet Felting
21. Other

Group: Applies to lots 1-21 above

- a. Readymade article
- b. Article made by exhibitor

CLASS C- Crocheting

Lot:

1. Afghan
2. Afghan, design kit
3. Baby afghan
4. Bag or purse
5. Bedspread
6. Cap, hat, scarf, mittens, or gloves
7. Centerpiece or doily
8. Christmas article
9. Wall Hanging
10. Decorative item
11. Doll, animal, toy
12. Doll clothes
13. Potholders, set of 3
14. Slippers or socks
15. Clothing, Adult
16. Clothing, child/baby
17. Tablecloth
18. Other


CLASS D – Knitting

Lot:

1. Afghan
2. Afghan, design kit
3. Baby afghan
4. Bag or purse
5. Bedspread
6. Cap, hat, scarf, mittens, or gloves
7. Centerpiece or doily
8. Christmas article
9. Wall Hanging
10. Decorative item
11. Doll, animal, toy
12. Doll clothes
13. Potholders, set of 3
14. Slippers or socks
15. Clothing, Adult
16. Clothing, child/baby
17. Tablecloth
18. Other

Group: Applies to lots 1-18 above

- a. Hand knit
- b. Machine knit



DEPARTMENT 103-Quilts

GROUP: APPLIES TO ALL CLASSES AND LOTS

- a. Beginner quilter
- b. Experienced quilter

1. Limit of 1 item for entire department.

2. The following score card will be used in judging:

Appearance – Visual impact, suitability of fabrics to each other and function of quilt	up to 25 points
Design - Quilt top, in colors, techniques, and patterns, degree of difficulty	up to 25 points
Craftsmanship -Precision of construction, quilting techniques, backing, border/binding	up to 25 points
Presentation -Cleanliness, pencil/chalk marks, hanging threads	up to 25 points
Total.....	100 points
90-100 = Blue	89-79 = Red
78-Lower = White	Premium points may vary depending on difficulty

CLASS A – Hand Quilted Quilts

Lot:

1. Hand pieced, hand quilted – full or large size
2. Hand pieced, hand quilted, hand embroidered- full or large size
3. Machine pieced, hand quilted – full or large size
4. Machine pieced, hand quilted, hand embroidered- full or large size
5. Hand appliquéd, hand quilted – full or large size
6. Old blocks for preservation – full or large size
7. Tied quilts or comforters – full or large size
8. Other – full or large size
9. Hand pieced, hand quilted – twin, lap, crib size
10. Hand pieced, hand quilted, hand embroidered – twin, lap, crib size
11. Machine pieced, hand quilted – twin, lap, crib size
12. Machine pieced, hand quilted, hand embroidered – twin, lap, crib size
13. Hand appliquéd, hand quilted – twin, lap, crib size
14. Old blocks for preservation – twin, lap, crib size
15. Tied quilts or comforters – twin, lap, crib size
16. Other – twin, lap, crib size

CLASS B – Machine Quilted Quilts

Lot:

1. Machine pieced, owner quilted – full or large size
2. Machine pieced, professionally quilted – full or large
3. Machine appliquéd, owner quilted – full or large size
4. Machine appliquéd, professionally quilted – full or large size
5. Other – full or large size
6. Machine pieced, owner quilted – twin, lap, crib size
7. Machine pieced, professionally quilted – twin, lap, crib size
8. Machine appliquéd, owner quilted – twin, lap, crib size
9. Machine appliquéd, professionally quilted – twin, lap, crib size
10. Hand appliquéd, owner quilted – twin, lap, crib size
11. Hand appliquéd, professionally quilted – twin, lap, crib size
12. Hand appliquéd, owner quilted – full or large size
13. Hand appliquéd, professionally quilted – full or largsize
14. Machine embroidered, owner quilted – twin, lap, crib size
15. Machine embroidered, professionally quilted – twin, lap, crib size
16. Machine embroidered, owner quilted – full or large size
17. Machine embroidered, professionally quilted – full or large size
18. Other – twin, lap, crib size

CLASS C – Miscellaneous Quilted Items

Lot:

1. Wall Hanging – over 18”
2. Wall Hanging – 18” or smaller
3. Pillows, placemats, home décor
4. Apparel

DEPARTMENT 104 – Food Preservation

1. ALL ENTERIES MUST HAVE BEEN CANNED SINCE THE LAST FAIR AND PREPARED BY EXHIBITOR.
2. All canned products must be preserved to USDA standards and recommended time and procedures for processing must be followed. Only items done accordingly will be judged.
3. Standard canning jars and lids are required. Rings must be removed.
4. Low acid foods (vegetables, meat, fish, and poultry), must be pressure canned or dried.
5. Salsa entries must include the source and a copy of your recipe to assure adequate acidity for food safety.
6. Dried exhibits must be in zip-top bag.
7. The judges shall have the privilege of rejecting any exhibit.
8. Each exhibitor may enter 2 items per lot number provided entries were made from different recipes. Entries under “other” require a noticeably different food, recipe, or process.

CLASS A – Canned Fruit

Lot:

- | | |
|--------------------------|-------------------------|
| 1. Applesauce | 11. Peaches |
| 2. Apricots | 12. Pears |
| 3. Blackberries | 13. Plums |
| 4. Boysenberries | 14. Strawberries |
| 5. Cherries, sweet light | 15. Prunes |
| 6. Cherries, sweet dark | 16. Raspberries |
| 7. Cherries, sour | 17. Maraschino Cherries |
| 8. Fruit cocktail mix | 18. Pineapple |
| 9. Gooseberries | 19. Pie Filling |
| 10. Loganberries | 20. Other |

CLASS B – Canned Vegetables

Lot:

- | | |
|---------------------------|------------------------|
| 1. Asparagus | 9. Corn, whole kernel |
| 2. Beans, green | 10. Peas |
| 3. Beans, shelled | 11. Peppers |
| 4. Wax beans | 12. Pumpkins or Squash |
| 5. Beets, diced or sliced | 13. Sauerkraut |
| 6. Beets, whole | 14. Tomatoes, stewed |
| 7. Carrots | 15. Tomatoes, whole |
| 8. Corn, cream style | 16. Other |

CLASS C – Canned Meat

Lot:

- | | |
|-------------------|----------------|
| 1. Beef | 6. Sausage |
| 2. Chicken/Turkey | 7. Seafood |
| 3. Elk | 8. Minced meat |
| 4. Pork | 9. Venison |
| 5. Fish | 10. Other |

CLASS E – Preserves, Marmalades, & Conserves

Lot:

- | | |
|------------------|-------------------------|
| 1. Apricot | 8. Plum or prune |
| 2. Cherry, sour | 9. Orange |
| 3. Cherry, sweet | 10. Rhubarb Combination |
| 4. Currant | 11. Strawberry |
| 5. Grape | 12. Watermelon |
| 6. Peach | 13. Sweet Chutney |
| 7. Pear | 14. Other |

CLASS F – Jams & Butters

No freezer jams allowed

Lot:

- | | |
|-----------------------------|----------------------|
| 1. Apple butter | 12. Raspberry, black |
| 2. Apricot | 13. Raspberry, red |
| 3. Blackberry | 14. Strawberry |
| 4. Blueberry or Huckleberry | 15. Currant |
| 5. Boysenberry | 16. Gooseberry |
| 6. Cherry, sour | 17. Blackcap |
| 7. Cherry, sweet | 18. Peach Butter |
| 8. Ground cherry | 19. Pear Butter |
| 9. Loganberry | 20. Nectarine |
| 10. Peach | 21. Other |
| 11. Plum or Prune | |

CLASS G – Jelly

Lot:

- | | |
|---------------|-------------------|
| 1. Apple | 9. Other berries |
| 2. Crabapple | 10. Plum or Prune |
| 3. Quince | 11. Currant |
| 4. Mint | 12. Gooseberry |
| 5. Grape | 13. Flower Jelly |
| 6. Blackberry | 14. Herb Jelly |
| 7. Raspberry | 15. Other |
| 8. Strawberry | |

CLASS H – Pickles

Lot:

- | | |
|--------------------------|---------------------|
| 1. Asparagus | 10. Dill |
| 2. Beans | 11. Dill beans |
| 3. Beets | 12. Green Tomato |
| 4. Beet & Cabbage relish | 13. Mustard |
| 5. Bred & Butter | 14. Sweet Cucumber |
| 6. Carrot | 15. Zucchini Relish |
| 7. Chow Chow | 16. Salsa |
| 8. Combination vegetable | 17. Savory Chutney |
| 9. Crab apple | 18. Other |

CLASS I – Dried Vegetables

¼ cup only, crisp texture

Lot:

- | | |
|----------------|----------------------|
| 1. Peas | 9. Lima Beans |
| 2. Potatoes | 10. Dried Herbs, any |
| 3. Corn | 11. Peppers |
| 4. Onion | 12. Soup Mixes |
| 5. Peppers | 13. Mushrooms |
| 6. Carrots | 14. Radish |
| 7. Pinto Beans | 15. Tomatoes |
| 8. Red Beans | 16. Other |

CLASS J – Dried Fruits

4 ounces only, leathery texture, must be no moisture

Lot:

- | | | |
|------------|-----------|------------------|
| 1. Apple | 4. Cherry | 6. Plum or Prune |
| 2. Apricot | 5. Peach | 7. Other |
| 3. Berry | | |

CLASS K – Fruit Leather

Pliable without moisture

Lot:

- | | | |
|------------|-----------|------------------|
| 1. Apple | 4. Cherry | 6. Plum or Prune |
| 2. Apricot | 5. Peach | 7. Other |
| 3. Berry | | |

CLASS L – Dried & Smoked Meat

Pliable without moisture

Lot:

- | | |
|-------------------|--------------|
| 1. Beef | 6. Sausage |
| 2. Chicken/Turkey | 7. Seafood |
| 3. Elk | 8. Mincemeat |
| 4. Pork | 9. Venison |
| 5. Fish | |

CLASS M – Vinegars

More than 2 per lot may be accepted providing each is demonstrably different.

Lot:

- | | |
|--------------|-----------|
| 1. Herbed | 3. Fruit |
| 2. Vegetable | 4. Flower |
| | 5. Other |

Class N – Sauces

Lot:

- | | | |
|----------|-----------|----------|
| 1. Sweet | 2. Savory | 3. Other |
|----------|-----------|----------|

DEPARTMENT 105 – Baking

Two items may be exhibited in one lot provided different recipes have been used. EXCEPTION: “Other” category may have a Maximum of 2 entries if each entry is a different recipe.

Packaged/commercial mixes may be used in the decorated cake class but will not be accepted for any other exhibit.

In event of any question, the judge’s decision will be final.

All entries are to be on a paper or Styrofoam plate and covered with plastic wrap or in a zip-top bag. Covering before item is totally cool will alter the product, particularly for organic foods.”

All entries must include RECIPE, with note of substitution for any ingredient.

NO ENTRY REQUIRING REFRIGERATION CAN BE ACCEPTED.

Department 105 Class A-Yeast Bread

Special Award for Best in Class

Red Star Yeast has donated Red Star merchandise to the Best in Class



To win the Red Star Yeast prizes, contestants must use Red Star Yeast and attach an empty packet or photo to their recipe entry.

CLASS A – Yeast Bread

Lot:

- | | |
|-------------------------|--|
| 1. Butter horns, 3 | 8. 100% whole wheat, ½ loaf |
| 2. Cinnamon rolls 3 | 9. Mixed, less than 100% whole wheat, 1/2 loaf |
| 3. Doughnuts, 3 | 10. Dinner rolls, plain 3 |
| 4. Graham bread, ½ loaf | 11. Dinner rolls, fancy 3 |
| 5. Orange rolls, 3 | 12. White, ½ loaf |
| 6. Rye bread, ½ loaf | 13. Other |
| 7. Sourdough, ½ loaf | |

CLASS B – Quick Bread

Lot:

- | | |
|------------------------|----------------------------|
| 1. Coffee cake | 5. Nut bread, ½ loaf |
| 2. Doughnuts, 3 | 6. Vegetable bread, ½ loaf |
| 3. Fruit bread, ½ loaf | 7. Fruit muffins, 3 |
| 4. Plain muffins, 3 | 8. Other |

CLASS C – Electric Bread

Lot:

- | | |
|------------|------------------|
| 1. White | 7. Carrot |
| 2. Wheat | 8. Prune or Date |
| 3. Rye | 9. Apple |
| 4. Banana | 10. Pineapple |
| 5. Oatmeal | 11. Zucchini |
| 6. Orange | 12. Other |

CLASS D- Cakes

Frosting requires a liquid ingredient

Lot:

- | | |
|-----------------------------------|---------------------------|
| 1. Angel Food | 11. Jellyroll filled |
| 2. Applesauce, unfrosted | 12. Lemon cake, frosted |
| 3. German applesauce | 13. Nut cake, unfrosted |
| 4. Raw applesauce | 14. Pound cake, unfrosted |
| 5. Butter cake | 15. Spice cake, frosted |
| 6. Carrot Cake | 16. Layer cake, white |
| 7. Chocolate cake, frosted | 17. Cupcakes, unfrosted 6 |
| 8. German Chocolate cake, frosted | 18. Cupcakes, frosted, 6 |
| 9. Chiffon, unfrosted | 19. Other |
| 10. Gingerbread | |

CLASS E – Decorated Cakes

Lot:

- | | | |
|-------------|------------------|------------|
| 1. Birthday | 3. Petit fours 6 | 5. Wedding |
| 2. Holiday | 4. Novelty | 6. Other |

CLASS F – Cookies – 6 cookies, (8 if small)

Lot:

- | | | |
|-------------------------|---------------------|---------------------|
| 1. Chocolate chip | 9. International | 16. Peanut butter |
| 2. Coconut | 10. Filled, not bar | 17. Pinwheel |
| 3. Cookie press cookies | 11. Holiday | 18. Snicker doodles |
| 4. Drop, no bake | 12. Iced fancy | 19. Sugar |
| 5. Drop, bake | 13. Lemon | 20. Brownies |
| 6. Bar, no bake | 14. Molasses | 21. Other |
| 7. Bar, bake | 15. Oatmeal | |
| 8. Ginger cookies | | |

CLASS G – Pies

Whole pies should be brought to the fair in the baking pan. One piece will be removed for judging, the rest will be displayed. The fair and its officials are not responsible for pie pans. NO cream or custard pies, NO cheesecakes. NO entry requiring refrigeration can be accepted

Lot:

- | | |
|-----------------------|-----------------|
| 1. Apple | 7. Raisin |
| 2. Apricot | 8. Mixed fruit |
| 3. Berry | 9. French apple |
| 4. Cherry | 10. Mince |
| 5. Peach | 11. Other |
| 6. Pecan or other nut | |

CLASS H – Candy

Lot:

- | | |
|-------------|-----------------------|
| 1. Divinity | 7. Peanut brittle |
| 2. Fondant | 8. Assorted fancy, 12 |
| 3. Taffy | 9. Almond Roca |
| 4. Caramels | 10. Bark type |
| 5. Fudge | 11. Rock type |
| 6. Penuche | 12. Gelatin |

CLASS I – Dairy Free, Fat Free, Gluten Free, or Sugar Free Baking

Lot:

- | | | |
|----------|------------|----------|
| 1. Pies | 3. Cookies | 5. Bread |
| 2. Cakes | 4. Muffins | 6. Other |

CLASS J – Unique or Unusual Ingredients

Lot:

1. Uses an uncommon food
2. Uses a common ingredient in an unusual way
3. Commercial mix-based baked goods (recipe required)

DEPARTMENT 106 – Repurpose, Recycle

We are looking for items that you have made with old or new parts. Whether it's useful or purely decorative, familiar or wildly improbable, we want to see it. And part of what we're looking for is the back story -- how did you come to think of this, where did you get the parts, what difficulties did you encounter, what's it going to be used for? The other part we're looking for is the process--how did you do it and pictures if you have them! We are hoping that your imagination and ingenuity will inspire other people and that your description and explanation will act as teaching tools.

- Size does matter! Because of space limitations in this building, items for this category can be no more than 3 feet long, high or wide.
- This category will be FOR DISPLAY ONLY.

CLASS A - Utilitarian

CLASS B - Decorative

DEPARTMENT 107 – Honey Show Division and Classes

Entry Times are 3:00 – 8:30 pm on entry day Wednesday. Take your entries to the Wilken Building. Judging will be on Wednesday at 8:30 PM. Entries are limited to one entry per lot, with the exception of Class D. Color classes of honey will be determined by the show coordinator before judging. Identifying labels attached to the entries in Class A is Forbidden. All entries must be the product of the entrant's apiary, and must have been produced within the last 12 months prior to fair. All liquid honey shall not exceed 18.6% moisture. All entries above 18.6% will be disqualified. In the event of a tie, the honey with the lowest moisture content shall be declared the winner.

CLASS A – Extracted Honey

Submit a one pound container of honey

Lot:

1. Water white; 2. Extra white; 3. White; 4. Extra light amber; 5. Light amber; 6. Amber; 7. Dark amber

Liquid Honey Score Card

Points

Moisture Content (above 18.6% disqualified)	15
Freedom from crystals	10
Cleanliness	15
Free from foam and air bubbles	10
Fill (appropriate level)	10
Containers (cleanliness, neatness)	15
Flavor (down grade for overheating, fermentation, and other Objectionable flavors).....	15
Brightness	10
Total.....	100

CLASS C - 'Designer' Honey Jars/Containers

Show us your designer/decorated honey jars/containers. They may contain your label as well as your creativity that you use to market your honey.)

Lot:

1. Half Pint or Smaller; 2. Pint or Larger

CLASS B – Chunk Honey

Submit in a pint or quart canning "type glass jar" - cut comb surrounded with liquid honey.

Lot:

1. Pint 2. Quart

Chunk Honey Score Card

Points

1. Neatness of cut (uniform size)	20
2. Absences of any watery cappings or uncapped cells	20
3. Cleanliness – no travel stain, specks, flecks of wax, foam or crystallization	20
4. Uniformity of appearance – uniformity of capping structure, comb	30
5. Density and flavor of liquid honey.....	10
Total.....	100

CLASS D – Visual

Beekeeping, Honey, Pollinators, etc.

Lot:

1. Educational Poster
2. Photo (must be ready to hang)

OPEN CLASS FLORICULTURE, HORTICULTURE, VEGETABLES AND GRANGE BOOTHS

Boswell Building -- Director in Charge – Marty Cochran

See General Rules and Regulations for exhibiting before completing entry form.

All exhibits may be entered 9 a.m. to 9 p.m., Wednesday.

1. Limit of two (2) items may be entered under any lot number.
2. Only vegetable of marketable quality will be accepted.
3. Stickers will be awarded in all Open Class Departments. Exhibitors may exchange their stickers for ribbons at the Fair Office on Sunday after 5:00 p.m.
4. Rosettes for Best of Class and Best of Show will be awarded in all Departments.
5. All exhibits must be grown by the exhibitor since last fair

DEPARTMENT 151 – VEGETABLES

Select exhibits that are uniform. Avoid specimens that are bruised or blemished in any way. Be sure to bring the correct number of items for each class entered. **The Harold Weed Award** will be presented to the exhibitor earning the most Blue Ribbons in the Vegetable Department. The **Most Unusual Shaped Vegetable Award** (CLASS C) will be a rosette and \$5.

Suggestions for selecting vegetables for exhibit:

ROOTS: Leave tops approximately 1" long on crops such as carrots, beets, parsnips, turnips, celery, and onions. Wash carefully.

BEANS: Tender and without strings. Uniformity is extremely important (no noticeable bulges due to enclosed beans).

CABBAGE: When peeling, leave one set of leaves that will be removed in preparing the cabbage for the table.

CARROTS: Avoid injury from severe washing. Smoothness and a genuine carrot color usually accompany good quality.

CORN: Cut straight with tips and butts of full size and filled to the end. All husks must be removed.

CUCUMBERS: Use knife when picking. Leave ½" of stem on.

EGGPLANT: Uniform color.

ONIONS: Should be dry. Remove only as many outer husks as necessary to make onions look clean and attractive. Roots may be left attached or may be removed. Leave a one inch top.

PARSNIPS: Avoid breaking tips; two to three inches diameter at crown is best.

PEPPERS: May be exhibited in green stage or ripe stage.

POTATOES: Good average commercial size; dig and wash carefully.

PUMPKINS AND SQUASH: Leave one to two inches of stem.

SCALLIONS: ½" roots and long, green, even tops.

TOMATOES: Green stem may or may not be removed; use scissors when picking.

TURNIPS: Good average size; do not remove tails

CLASS A – Vegetables

Lot:

- | | | |
|--------------------------------------|---------------------------------------|----------------------------------|
| 1. Asparagus – one bunch | 29. Cilantro – 10 stems | 56. Kale – 5 leaves |
| 2. Beans, golden wax – 10 pods | 30. Corn, yellow – 5 ears | 57. Kohlrabi, green – 3 |
| 3. Beans, green string – 10 pods | 31. Corn, honey & cream – 5 ears | 58. Kohlrabi, purple – 3 |
| 4. Beans, green stringless – 10 pods | 32. Corn, white – 5 ears | 59. Leeks – 3 stalks |
| 5. Beans, dried – 10 pods | 33. Corn, Indian, all colors – 5 ears | 60. Lettuce – 1 head |
| 6. Beans, yard long – 10 pods | 34. Corn, popcorn – 5 ears | 61. Melon, honeydew – 1 |
| 7. Beans, other – 10 pods | 35. Corn, other – 5 ears | 62. Melon, other – 1 |
| 8. Beets, baby (under 1.5") – 5 | 36. Cucumber, Armenian – 1 | 63. Muskmelon – 1 |
| 9. Beets, cylinder – 5 | 37. Cucumber, burpless – 3 | 64. Okra – 10 pods |
| 10. Beets, golden – 5 | 38. Cucumber, gherkin – 5 | 65. Onion, yellow – 5 |
| 11. Beets, table – 5 | 39. Cucumber, lemon – 3 | 66. Onion, red – 5 |
| 12. Beets, other – 5 | 40. Cucumber, slicing – 3 | 67. Onion, Walla Walla Sweet – 5 |
| 13. Broccoli – 1 head | 41. Cucumber, pickling (under 6") – 5 | 68. Onion, white – 5 |
| 14. Brussels sprouts – 10 | 42. Cucumber, other – 3 | 69. Onion, sweet Spanish – 5 |
| 15. Cabbage, Danish flathead – 1 | 43. Dill – 5 stems | 70. Onion, shallot – 5 |
| 16. Cabbage, green early – 1 | 44. Eggplant, Japanese – 1 | 71. Onion, scallion – 10 |
| 17. Cabbage, green late – 1 | 45. Eggplant, scarlet – 1 | 72. Onion, other – 5 |
| 18. Cabbage, red – 1 | 46. Eggplant, white – 1 | 73. Parsnips – 5 |
| 19. Cabbage, other – 1 | 47. Eggplant, white slim – 1 | 74. Peas, green – 10 pods |
| 20. Carrots, half long – 5 | 48. Eggplant, other – 1 | 75. Peas, sugar snap – 10 pods |
| 21. Carrots, long – 5 | 49. Garlic, elephant – 5 | 76. Peas, other – 10 pods |
| 22. Carrots, miniature – 5 | 50. Garlic, other – 5 | 77. Peppers, Anaheim – 5 |
| 23. Carrots, other – 5 | 51. Gourds, miniature – 5 | 78. Peppers, chili – 5 |
| 24. Cantaloupe – 1 | 52. Gourds, ornamental – 1 | 79. Peppers, sweet, green – 5 |
| 25. Cauliflower, white – 1 | 53. Gourds, other – 1 | 80. Peppers, sweet, red – 5 |
| 26. Cauliflower, purple – 1 | 54. Ground cherries – 10 | 81. Peppers, sweet, yellow – 5 |
| 27. Cauliflower, other – 1 | 55. Horseradish – 3 roots | 82. Peppers, Hungarian – 5 |
| 28. Celery (root intact) – 1 bunch | | 83. Peppers, Jalapeño – 5 |

- | | |
|------------------------------|-------------------------------|
| 84. Peppers, banana – 5 | 103. Squash, Crookneck, 1 |
| 85. Peppers, other – 5 | 104. Squash, Hubbard, 1 |
| 86. Parsley – 5 stems | 105. Squash, Scallop, 1 |
| 87. Potatoes, yellow – 5 | 106. Squash, Spaghetti, 1 |
| 88. Potatoes, fingerling – 5 | 107. Squash, Straight Neck, 1 |
| 89. Potatoes, red – 5 | 108. Squash, Turban, 1 |
| 90. Potatoes, russet – 5 | 109. Squash, Zucchini, 1 |
| 91. Potatoes, other – 5 | 110. Squash, other, 1 |
| 92. Pumpkin, miniature – 1 | 111. Sunflower, 1 head |
| 93. Pumpkin, other – 1 | 112. Tomato, Beefsteak, 5 |
| 94. Radish, red – 10 | 113. Tomato, Slicing, 5 |
| 95. Radish, other – 10 | 114. Tomato, Roma, 5 |
| 96. Rhubarb – 5 stalks | 115. Tomato, Cherry, 10 |
| 97. Sweetpotato | 116. Tomatillos, 5 |
| 98. Swiss Chard, 10 stems | 117. Turnips, 5 |
| 99. Squash, Acorn, 1 | 118. Watermelon, 1 |
| 100. Squash, Banana, 1 | 119. Other |
| 101. Squash, Butternut, 1 | |

CLASS B – Eggs

Lots:

1. Pee wee (less than 18 oz. per dozen) – 12
2. Small (18-20 oz. per dozen) – 12
3. Medium (21-23 oz. per dozen) – 12
4. Large (24-26 oz. per dozen) – 12
5. Extra Large (27-29 oz. per dozen) – 12
6. Jumbo (30 oz. + per dozen) – 12

HAROLD WEED AWARD

Presented to the exhibitor earning the most Blue Ribbons in the Vegetable Department

CLASS C – Largest Vegetable

Lot:

1. Potato
2. Sunflower head
3. Cabbage
4. Squash
5. Pumpkin (over 100 lbs.)
6. Cucumber
7. Corn
8. Tomato
9. Onion
10. Pumpkins (under 100 lbs.)
11. Melons
12. Other

CLASS D – Most Unusual Shaped Vegetable

Vegetable must be entered as grown – no altered shapes.

LOT:

1. Vegetable

CLASS E – Vegetable Basket

Maximum size 20" x 16", containing at least 5 different vegetables. Vegetables must be grown by exhibitor. Vegetables must not be cut. Exhibits will be judged on creativity, quality and beauty.

Lot:

1. Fair theme
2. Other

DEPARTMENT 152 – Horticulture

1. For exhibition purpose, a plate will consist of 5 specimens of apples, pears, peaches or nectarines, plums, prunes, crabapples, or other small fruits, one bunch of grapes and one basket of berries, (berry basket approx. ½ pint)
2. For exhibition purposes, a hay exhibit shall mean one flake of hay (grass, timothy, alfalfa, etc.) cut into quarters with one quarter displayed as an exhibit, label type on entry tag.
3. For exhibition purposes, a grain shall be displayed as a sheaf, sheaf must be tied in 3 places; size will be as follows: grain or grass 2" minimum diameter; legumes 3" minimum diameter. Sheaves must not be over 30" long, label type on entry tag.
4. All fruit to be entered under grower's name, followed by the name of the person making the entry, if not grown by the exhibitor making the entry.
5. No artificial substance (wax) on fruit is allowed.
6. All judging will be done on the Danish System. The following judging criteria will be used.

Type	40 points
Color	20 points
Uniformity of Grade	20 points
General Condition	20 points
Total	100 points
7. At the Judge's discretion, a Best of Class may be awarded in each class that has at least three entries. Best of Class must be a blue ribbon exhibit.
8. Noncommercial Best of Show will receive a Special Award
9. 5 specimens per entry unless otherwise noted.

CLASS A – Apples (5)

Lot:

- | | |
|---------------------|-----------------|
| 1. Red Delicious | 4. Granny Smith |
| 2. Golden Delicious | 5. Fuji |
| 3. Gala | 6. Other |

CLASS B – Pears (5)

Lot:

- | | |
|-----------------|--------------------|
| 1. D'Anjou | 7. Red Clapp |
| 2. Bartlett | 8. Seckel |
| 3. Bosc | 9. Concorde |
| 4. Asian Pear | 10. Flemish Beauty |
| 5. Red Bartlett | 11. Other |
| 6. Red Anjou | |

CLASS C – Peaches (5)

Lot:

- 1. J. H. Hale
- 2. Hale Haven
- 3. Elberta
- 4. Other

CLASS D – Prunes (5)

Lot:

- 1. Italian
- 2. Petite
- 3. Date
- 4. Other

CLASS E – Plums (5)

Lot:

- 1. Santa Rosa
- 2. Burbank
- 3. Elephant Heart
- 4. Other

CLASS F – Grapes

1 Bunch w/stem

Lot:

- 1. Concord
- 2. Niagara
- 3. Catawba
- 4. Tokay
- 5. Muscat
- 6. Thompson Seedless
- 7. Casaba
- 8. Other

CLASS G – Nectarines (5)

Lot:

- 1. Nectarines

CLASS H – Berries

1 Basket (1 cup)

Lot:

- 1. Strawberries
- 2. Raspberries
- 3. Blackberries
- 4. Blueberries
- 5. Other

CLASS I – Hay or Grain

Lot:

- 1. Hay
- 2. Grain

CLASS J – Nuts (6)

Lot:

- 1. Filberts
- 2. Black Walnuts
- 3. English Walnuts
- 4. Other

CLASS K – Largest Fruit

Lot:

- 1. Apple
- 2. Pear
- 3. Peach
- 4. Prune
- 5. Plum
- 6. Grapes
- 7. Nectarine

CLASS L – Most unusual shaped

Lot:

- 1. Fruit

CLASS M – Unique Fruit & Varieties

Lot:

- 1. Papaya
- 2. Quince
- 3. Persimmon
- 4. Other

CLASS N – Decorative Fruit Arrangement

Five different fruits in a decorative display container; maximum size 20” by 20”. Fruit must be grown by exhibitor.

Exhibits will be judged on creativity, quality and beauty. Fruit must not be cut.

LOT:

- 1. Fair Theme
- 2. Other

DEPARTMENT 153 – Commercial Tray Exhibits

- 1. All fruit to be entered under grower’s name, followed by the name of the person making the entry, if not grown by the exhibitor making the entry.
- 2. No artificial substance (wax) on fruit is allowed.
- 3. All trays will be awarded a blue, red or white ribbon.
- 4. All judging will be done on the Danish system. The following criteria will be used:
- 5. Cash awards in each lot are as follows: 1st \$50.00: 2nd \$20.00: 3rd \$5.00. Cash awards made possible by **NCW Fieldsmen’s Association** and will be paid by the Fair.
- 6. **BEST OF SHOW** - \$100.00 cash prize for the Best Tray of Apples or Pears. Exhibitor will receive the Dick Bartram Traveling Trophy.

Condition.....40 points

Color..... 20 points

Uniformity 20 points

Size Appropriate for Variety..... 20 points

Premium points will be as follows:

Blue – 50 Red – 30 White – 20

CLASS A – Apples

Lot:

- 1. Red Delicious
- 2. Golden Delicious
- 3. Gala
- 4. Granny Smith
- 5. Fuji
- 6. Honey Crisp
- 7. Other

CLASS B – Pears

Lot:

- 1. D’Anjou
- 2. Bartlett
- 3. Bosc
- 4. Red Bartlett
- 5. Red Anjou
- 6. Asian Pears
- 7. Concorde
- 8. Other

The Larry McDonald Award

Larry was a longtime supporter of the Chelan County Fair. His commitment to the fair was demonstrated by his 40 years of judging for the Horticulture and FFA Departments.

A “Larry McDonald Award Rosette” will be given to the highest placing tray of pears entered in commercial horticulture.

DEPARTMENT 201 – Floriculture

1. Flowers must have been grown by the Exhibitor.
2. The Fair will provide containers for flowers, or the exhibitor may provide his or her own.
3. In any lot that requires 3 blooms, the stems must be the same length and long enough to be in good proportion to the bloom. Blooms should be as near as possible to the same size and the same stage of maturity.
4. The Superintendent reserves the right to refuse and/ or remove any entry showing signs of disease or insect infestation.
5. Each exhibitor is limited to two entries of the same class and lot, unless the entries differ noticeably in color or form.
6. Definitions:
BLOOM: Individual flowers, one bloom to a stem, with stem long enough to be in good proportion to the bloom.
SPRAY: At least two blooms on a single stem, open and/ or showing color.
SPIKE: Stemless flowers on a common stalk, i.e. gladiolus.
7. At the Judge's discretion, a Best of Class may be awarded in each class that has at least three entries. Best of Class must be a blue ribbon exhibit.
8. The Superintendent reserves the right to remove spent flowers or the entire exhibit if flowers become excessively wilted.
9. Exhibitors are encouraged to replace spent blooms to keep exhibits looking fresh during the Fair. The Superintendent will appreciate it.

CLASS A – Asters, Daisies and Others

Lot:

1. Asters, one bloom or spray
2. Daisies, one bloom or spray
3. Rudbeckia, one bloom or spray
4. Cornflower, one bloom or spray

CLASS B – Chrysanthemums

Lot:

1. Single bloom
2. Spray

CLASS C – Cosmos

For single stem cosmos, one spray not to exceed 20 inches, or one bloom. Any other type, 3 bloom single stem.

Lot:

1. 1 Spray
2. 3 Sprays, mixed color

CLASS D – Succulents

Lot:

1. Sedum
2. Aloe
3. Kalanchoe
4. Other

CLASS E – Dahlias Classes:

All entries must have foliage attached.
All entries must be disbudded. One bloom each lot unless specified.

CLASS E1 – Large or Giant Bloom

8 inch diameter or larger

Lot:

Giant (bloom over 10 inches)
Large (bloom 8-10 inches)

CLASS E2 – Medium Bloom

6 to 8 inch diameter

Lot:

1. Single Bloom
2. Three Blooms of same Dahlia

CLASS E3 – Small Bloom

4 to 6 inch diameter

Lot:

1. Single Bloom
2. Three Blooms of same Dahlia

CLASS E4 – Miniature Bloom

2 to 4 inch diameter

Lot:

1. Single Bloom
2. Three Blooms of same Dahlia

CLASS E5 – Ball-Shaped Bloom

Lot:

1. Ball Bloom over 3 ½ inches
2. Miniature Ball 2-3 ½ inches
3. Pompon Bloom up to 2 inches
4. Three Bloom of same variety in lot 1, 2, or 3

CLASS E6 – Other Dahlia Forms

Lot:

1. Stellar
2. Collarette
3. Anemone
4. Orchid or Orchettes
5. Novelty
6. Peony
7. Single or Mignon Single
8. Three Bloom of same variety in any other lot in E6

CLASS F – Everlasting Flowers

Lot:

1. Bells of Ireland
2. Chinese lanterns, 3 stems
3. Globe amaranth, 3 blooms or 1 spray
4. Honesty (money grass), 3 stems
5. Statice, 3 stems
6. Ornamental grass w/ seedhead, 6 stems
7. Strawflowers, 3 stems
8. Yarrow
9. Celosia
10. Other

CLASS G – Geraniums

1 bloom head with foliage

Lot:

1. Zonal
2. Ivy Leafed
3. Regal

CLASS H – Gladiolus

1 spike

Lot:

1. Miniature, 2 ½ “ diameter & under
2. Small 2 ½ “ – 3 ½ “ diameter
3. Medium 3 ½ “ – 4 ½ “ diameter
4. Giant 4 ½ “ diameter and larger

CLASS I – Marigolds

Lot:

1. Large bloom (over 2”), 1 spray w/ foliage
2. Small bloom (2” or less), 1 spray w/ foliage
3. Dwarf, 1 spray or bloom
4. Other, 1 spray or 1 bloom w/ foliage

CLASS J – Petunias and Pansies

Lot:

1. Single, 1 spray
2. Double, 1 spray
3. Other, 1 spray
4. Other, 6 blooms

CLASS K – Roses

All entries must have foliage on the stem.
Length of stem must be at least 8 inches.

Lot:

1. Hybrid tea, 1 bloom, disbudded
2. Hybrid Tea, 3-5 blooms, not disbudded
3. Floribunda/Grandiflora, 1 spray
4. Climber, 1 spray
5. Floribunda/Grandiflora, 1 bloom not disbudded
6. Rugosa, 1 spray or bloom
7. Other, 1 spray or bloom

CLASS L – Snapdragons

Lot:

1. 3 stems. one color
2. 3 stems, mixed color

CLASS M – Zinnias

Lot:

1. Large dahlia flowered, 1 bloom
2. Large cactus flowered, 1 bloom
3. Crested flower, 1 bloom
4. Pompon, 3 blooms, 1 color
5. Small flowered type, 1 spray
6. Other, 1 spray or 1 bloom

CLASS N – Foliage

All specimens no more than 24 inches.
Foliage must be groomed and cleaned

Lot:

1. Hosta, 3 varieties
2. Ferns, 3 varieties
3. Caladiums, 3 varieties
4. Coleus, 3 varieties
5. Cannas, no bloom
6. Collection of 6 types of foliage suitable for flower designs (no shrubs)
7. Other

CLASS O – Sunflower

All sunflowers should have stems long enough to be in proportion to the bloom. Sunflower seed heads should be exhibited in Department 151 (Vegetables).

Lot:

1. Bloom less than 3 inches
Bloom 3 to 6 inches
2. Bloom 6 to 10 inches
3. 1 spray
4. Flower & bud

CLASS P – Potted or Hanging Plants

Potted plants must have been in possession of the Exhibitor for at least six months prior to the fair and have a drip saucer or tray. African violets must be in bloom. Hanging plants must have flowers or foliage cascading over container sides. Potted plants must be a single species and variety. Potted arrangements should be entered in Department 202 (Arrangements).

Lot:

1. African violet, single flowered, tuberous rooted
2. African violet, double flowered
3. African violet, trailing
4. African violet, miniature
5. Begonia
6. Miniature roses
7. Bonsai, evergreen shrub or tree
8. Bonsai, deciduous shrub or tree
9. Begonia, hanging basket
10. Begonia, hanging basket, flower
11. Hanging basket-foliage
12. Succulents
13. Other flowering plant
14. Other foliage plant

CLASS Q – Herbs

Include common name. Give genus and species if possible. Plants must have been in possession of exhibitor for at least 6 months. Specimens may be fresh cut, dried, or potted.

Lot:

1. Angelica
2. Basil
3. Caraway
4. Calendula
5. Chive
6. Cilantro
7. Cutting Celery
8. Dill
9. Echinacea
10. Feverfew
11. Lavender
12. Lemongrass
13. Oregano
14. Parsley
15. Rosemary
16. Sage
17. Stevia
18. Dried Herb (any variety)
19. Potted Herb (any variety)
20. Thyme
21. Other

CLASS R – Miscellaneous

DEPARTMENT 202 – Arrangements

1. All designs must have been arranged by the exhibitor.
2. Design container will be judged as part of the arrangement.
3. Containers should have exhibitors name on the bottom.
4. Decorative wood, backgrounds, figurines, candles, etc, may be used in all designs.
5. Fresh cut plant materials must be used in all designs except dried arrangements. NO ARTIFICIAL FLOWERS OR FOLIAGE IS PERMITTED.
6. Dried arrangements must include dried plant material.
7. Exhibitors are encouraged to replace spent blooms to keep exhibits looking fresh during Fair. The Superintendent will appreciate it.

CLASS A – Fresh – Cut Plant Materials

Lot:

1. Arrangement using weathered or driftwood
2. Arrangement of gladiolas
3. Arrangement of zinnias and any foliage
4. Arrangement of roses
5. Arrangement of chrysanthemums & any foliage
6. Arrangement of marigolds & any foliage
7. Arrangement of dahlias & any foliage
8. Basket of flowers and/or shrubs
9. Any flowers & foliage, no shrubs
10. Old settler design, pioneer days
11. Bottle bouquet
12. Arrangement in a kitchen container
13. Miniature arrangement not over 6" tall
14. Special occasion arrangement
15. All green arrangement
16. Arrangement in a salvaged container
17. Mass arrangement of mixed summer flowers
18. America the Beautiful, preserving our land
19. Current year's fair theme
20. Other

CLASS B – Dried Materials

Lot:

1. Wall hanging or wreath
2. Arrangement using drift wood or weather wood
3. Basket arrangement 10” diameter or less
4. Basket arrangement 10”and not over 18”
5. Arrangement of natural grasses & seed pods
6. Special occasion arrangement
7. Bottle arrangement
8. Other

CLASS C – Holiday Arrangements

You may use fresh or dried materials, natural or sprayed, figurines, candles, etc.

Lot:

1. Holiday door swags
2. Holiday wreaths
3. Welcome to our house
4. Green and blossom
5. Religious figurine arrangements
6. Other

Class D – Potted Arrangements

Potted plants must have been in possession of exhibitor for at least 6 months prior to the Fair. Pots must have a drip saucer or tray.

Lot:

1. Succulents
2. Other flowing plant
3. Other foliage plant

DEPARTMENT 203 – Youth Floriculture

1. Flowers must have been grown by the exhibitor.
2. All specimens must have foliage with the stem long enough to be in good proportions to the bloom.
3. Entries will be judged using the same rules as adult exhibitors.
4. Lots are the same for all classes.
5. Exhibitors are encouraged to replace spent blooms to keep exhibits looking fresh during Fair. The Superintendent will appreciate it.

CLASS A – Preschool

CLASS B – Ages 5 to 10

CLASS C – Ages 11 to 16

Lot:

1. Asters and Daisies
2. Chrysanthemum
3. Cosmos
4. Dahlias
5. Everlasting flowers
6. Geraniums
7. Gladiolus
8. Marigolds

9. Petunias and Pansies
10. Roses
11. Snapdragons
12. Zinnias
13. Foliage
14. Sunflowers
15. Potted or Hanging Plants
16. Herbs
17. Miscellaneous

DEPARTMENT 204 – Youth Arrangements

1. All entries must have been arranged by the exhibitor.
2. Design container will be judged as part of the arrangement.
3. Containers should have exhibitors name on the bottom.
4. Decorative wood, backgrounds, figurines, candles, etc. may be used in all designs.
5. Fresh cut or dried plant materials must be used in all arrangements. NO ARTIFICIAL FLOWERS OR FOLIAGE IS PERMITTED.
6. Lots are the same for all classes
7. Exhibitors are encouraged to replace spent blooms to keep exhibits looking fresh during the Fair.

CLASS A – Preschool

CLASS B – Ages 5 to 10

CLASS C – Ages 11 to 16

Lot:

1. Vacation Loot: (shells, rocks, ferns, wildflowers)
2. Wood Fetchin: (driftwood)
3. May Basket: (Fresh flowers)
4. Soda Pop: (pop can arrangement)
5. Tiny Measure: (under 5” tall)
6. Ecology: (salvaged container)

7. Mother’s Kitchen: (kitchen container or utensil)
8. Waves of Fall: (dry material)
9. Dish Garden: (12”or under in diameter, must be growing a plant)
10. The Cat’s Whiskers: (animal figure or pet toy)
11. Current Fair Theme
12. Other

DEPARTMENT 630 – Grange Booths

General Rules:

1. Each Grange will have its own exhibit and will dispose of it in any manner it sees fit.
2. Flowers to be placed on shelves must be in a container not baskets.
3. Each Grange may use all grains, fruits, vegetables, field crops, eggs, milk, cream, butter, and canned goods as desired.
4. Each Grange booth entered shall be awarded a minimum of \$75.00 per entry, and winning Granges will receive a Special Ribbon and the following:
 - 1st Place\$65.00
 - 2nd Place\$45.00
 - 3rd Place\$25.00
 - 4th Place\$15.00
 - 5th Place\$5.00

Judging will be Thursday at 10:00 a.m. and as follows:

Choice of Message	20 points
Supporting Data.....	30 points
Visualizing the Message	30 points
Originality	20 points
Total	100 points

Choice of Message: Does it follow the Fair Theme? Does it have an impact on the public?

Supporting Data: Is the message accurate and applicable to the locals?

Visualization of Message: Is there a center interest? Balance? Unity? Effective use of color? Lighted if needed? Quality of material used?

Originality of Design: Means the working out of an unusual or unique manner in which the products are displayed.

DEPARTMENT 225 – Amateur Homebrew

Director In Charge – Marty Cochran

1. Competition is open to all amateur exhibitors 21 years of age or older.
2. Bottles will be recycled. Bottles will not be returned.
3. Each entry must consist of 3 bottles: 2 for judging and one bottle filled with water for display during the fair.
4. Judge bottles must have exhibitor's name, exhibitor number, Class and Lot number on bottle label.
5. The display bottle may have a fancy label and must be labeled "DISPLAY".
6. The Danish system of judging will be used, each entry will be judged on its own merit.

CLASS A – Ales

Lot:

- | | |
|--------------------|-------------|
| 1. Pale Ale | 6. Stout |
| 2. Amber Ale | 7. Belgian |
| 3. Brown Ale | 8. Scottish |
| 4. Indian Pale Ale | 9. Other |
| 5. Porter | |

CLASS B – Lager

Lot:

1. American
2. German
3. Other

CLASS C – Mead

Lot:

1. Mead
2. Cider
3. Perry
4. Other

DEPARTMENT 230 – Amateur Wine Makers

Director In Charge – Tom Gray

Before entering refer to the General Information Section

Wines will be judged on the following: color, clarity, bouquet, flavor, finish, and overall impression of the judges. Seriously flawed wines will not be judged. A second bottle will be opened if the first is flawed.

Must be 21 years or older to exhibit.

Identification: All entries must use the Exhibitor Entry Form which includes: Exhibitor Number, Department, Class, Lot, Name of winemaker(s), address of winemaker(s).

Exhibitor must also include the above information on a paper

label at least 3 inches, secured to each bottle entered for judging.

Presentation: All wines must be delivered and sealed in a 750 ml bottle. A 375ml bottle is acceptable for ice wines or late harvest wines. Each entry must include two (2) bottles. One bottle will be for judging; the other will be used in the event of a flawed first bottle. All wines will be returned to the exhibitor(s) who is responsible for claiming them at the end of fair.

Judging Standards: American Wine Society wine judging criteria.

CLASS A - Vinifera Sweet Wine

CLASS B – Niagara Sweet Wine

CLASS C – Niagara Dry Wine

Lot: For Classes A thru C

1. Red
2. White

CLASS D – Vinifera Dry Wine

Lot:

1. Red Varietal
2. Red Blended
3. White Varietal
4. White Blended

CLASS E – Vinifera Sparkling Wine

Lot:

1. Red Varietal
2. Red Blended
3. White Varietal
4. White Blended

CLASS F – Fruit Wines

Lot:

1. Apple
2. Berry
3. Cherry
4. Pear
5. Peach
6. Tomato

OPEN CLASS ARTS, CRAFTS & HOBBIES

Creative Arts Building -- Director in Charge – Cheyenne Stocker

See General Rules and Regulations for exhibiting before completing entry form. All exhibits must be the work of the Exhibitor.

All exhibits must have been made within the past two years.

The Superintendent may reject any entry not deemed worthy of exhibit.

All possible care will be taken to safeguard the entries, however, no responsibility will be assumed for damage or loss to entries while on exhibit.

All art exhibits must be framed or matted, ready for hanging with wire hangers. This includes work on canvas.

The Danish System of judging will be used in all departments. That is each entry will be judged individually and on the skill level of each Exhibitor.

Stickers will be awarded in all Adult Open Class Departments. Exhibitors may exchange their stickers for ribbons at the Fair Office on Sunday after 5:00 p.m.

Articles previously entered in the Chelan County Fair will NOT be accepted.

LIMIT OF 3 EXHIBITS PER LOT

DEPARTMENT 250 – Art

1. Arrangements must have been made by exhibitor
2. Arrangements can be made from fresh or dried flowers and foliage
3. Judged using same rules as adults
4. Lots are the same for all classes
5. Exhibitors are encouraged to replace spent blooms to keep exhibits looking fresh during the Fair.

CLASS A - Oils

CLASS B - Acrylics

CLASS C - Watercolors

CLASS D - Pen & Ink

CLASS E - Mixed Media

CLASS F - Chalk or Charcoal

CLASS G - Pastels

CLASS H - Colored Pencil

CLASS I - Miscellaneous

CLASS J - Exhibit Only – Non Judged

Lot:

1. Portrait or figure
2. Landscape
3. Seascape
4. Scenes
5. Fruit and/or Vegetables
6. Still Life
7. Fish or Fowl
8. Animals
9. Abstract or Non-object
10. Flowers
11. Other

Group:

- A. Beginner – 2 years or less in art or fun
- B. Amateur – 2 to 8 years in art for fun and does not teach or sell the finished product.
- C. Intermediate Amateur – 8 years or more in art for fun and does not teach or sell finished product.
- D. Advanced Amateur – Person who works in art, does not teach but sells finished product.
- E. Professional – Person who works in art and either teaches art or sells finished product.
- F. Amateur Senior Citizen – Over age 62
- G. Amateur Special Needs Individual

DEPARTMENT 251 – Tole and Decorative Painting

1. All rules from Department 250 also apply to Department 251
2. Tole and Decorative Painting as defined by the Society or Decorative Painters
3. Decorative Painting is a diverse art form that utilizes a variety of techniques and media to decorate functional and non- functional surfaces

CLASS A - Oils

CLASS B - Acrylics

CLASS C - Watercolors

CLASS D - Alkyds

CLASS E - Pen & Ink

CLASS F - Stenciling

CLASS G - Dyes

CLASS H - Bronzing Powders

CLASS I - Miscellaneous

Lot:

1. Fruit & Vegetables
2. Flowers
3. Animals
4. Fish or Fowl
5. People
6. Christmas
7. Rose mailing
8. Folk Art
9. Pennsylvania Dutch
10. Free Hand Tole
11. Scenes
12. Still Life
13. Seasonal
14. Combination of any 2
15. Gourd painting
16. Painted rocks
17. Cypress knees
18. Other

Group:

- A. Beginner – 2 years or less in art or fun
- B. Amateur – 2 to 8 years in art for fun and does not teach or sell the finished product.
- C. Intermediate Amateur – 8 years or more in art for fun and does not teach or sell finished product.
- D. Advanced Amateur – Person who works in art, does not teach but sells finished product.
- E. Professional – Person who works in art and either teaches art or sells finished product.
- F. Amateur Senior Citizen – Over age 62
- G. Amateur Special Needs Individual

DEPARTMENT 252 – Sculpture

1. All rules from Department 250 also apply to Department 251
2. Tole and Decorative Painting as defined by the Society or Decorative Painters
3. Decorative Painting is a diverse art form that utilizes a variety of techniques and media to decorate functional and non- functional surfaces

CLASS A – Hand

Lot:

1. Wood
2. Clay
3. Soap
4. Stone
5. Other

CLASS C – Miscellaneous

Lot:

1. Wood
2. Clay
3. Soap
4. Stone
5. Other

CLASS B – Cast Molded

Lot:

1. Plaster
2. Clay
3. Other

Group:

- A. Beginner – 2 years of less in art or fun
- B. Amateur – 2 to 8 years in art for fun and does not teach or sell the finished product.
- C. Intermediate Amateur – 8 years or more in art for fun and does not teach or sell finished product.
- D. Advanced Amateur – Person who works in art, does not teach but sells finished product.
- E. Professional – Person who works in art and either teaches art or sells finished product.
- F. Amateur Senior Citizen – Over age 62
- G. Amateur Special Needs Individual

DEPARTMENT 275 – Photography

All exhibits must be the work of the Exhibitor.

1. Photos previously entered in the Chelan County Fair will not be accepted. Youth under the age of 18 may enter in this department or in the Youth Open Class Department 440. The Superintendent may reject any entry not deemed worthy of exhibit. All possible care will be taken to safeguard the entries, however, no responsibility will be assumed for damage or loss to entries while on exhibit.
2. Stickers will be awarded in all Open Class Departments. Exhibitors may exchange their stickers for ribbons at the Fair Office on Sunday after 5:00 p.m.
3. SIZE: Minimum photo size is 5"x7" overall size of entry must be 8"x10" but NO LARGER THAN 16"x20" including mat if used.
4. MOUNTING: Each photo must be individually mounted on one board, (except lot 6 where all photos in a series must be mounted on one board). Prints must be firmly affixed to stiff photo board or foam core. This means that no part of the back of the picture can be showing. Matting is optional.
5. NOT ACCEPTED: Prints in frames, or mounted on wood, Masonite, construction paper, or covered with glass or plastic.
6. HANGER: Each print must be ready to hang. Use a plastic stick-on picture hanger, affix securely on the back at the top and in the center of the back of the picture.
7. IDENTIFICATION: Each entry must be IDENTIFIED ON THE BACK ONLY with name, address, and phone number. Titles are optional.
8. Judges reserve the right to reclassify any print if they feel it should be judged in another lot.
9. LIMIT OF 6 EXHIBITS PER EXHIBITOR

CLASS A – Beginner Amateur

2 years or less of photographic experience

CLASS B – Advanced Amateur

2 or more years of photographic experience who may occasionally sell their prints

Lot:

1. Portrait
2. Scenic/Nature
3. Animals
4. Sports
5. General Interest
6. Selfie
7. Photo series or grouping

DEPARTMENT 281 – Ceramics, Stoneware, and Porcelain

All exhibits must be the work of the Exhibitor.

1. Photos previously entered in the Chelan County Fair will not be accepted. Youth under the age of 18 may enter in this department or in the Youth Open Class Department 440. The Superintendent may reject any entry not deemed worthy of exhibit. All possible care will be taken to safeguard the entries, however, no responsibility will be assumed for damage or loss to entries while on exhibit.
2. Stickers will be awarded in all Open Class Departments. Exhibitors may exchange their stickers for ribbons at the Fair Office on Sunday after 5:00 p.m.
3. SIZE: Minimum photo size is 5"x7" overall size of entry must be 8"x10" but NO LARGER THAN 16"x20" including mat if used.
4. MOUNTING: Each photo must be individually mounted on one board, (except lot 6 where all photos in a series must be mounted on one board). Prints must be firmly affixed to stiff photo board or foam core. This means that no part of the back of the picture can be showing. Matting is optional.
5. NOT ACCEPTED: Prints in frames, or mounted on wood, Masonite, construction paper, poster board or covered with glass or plastic.
6. HANGER: Each print must be ready to hang. Use a plastic stick-on picture hanger, affix securely on the back at the top and in the center of the back of the picture.
7. IDENTIFICATION: Each entry must be IDENTIFIED ON THE BACK ONLY with name, address, and phone number. Titles are optional.
8. Judges reserve the right to reclassify any print if they feel it should be judged in another lot.
9. LIMIT OF 6 EXHIBITS PER EXHIBITOR

CLASS A – Color glazed CLASS B – Under glazed CLASS C – Stained CLASS D – Over glazed CLASS E – Ceramic chalk CLASS F – Porcelain chalk CLASS G – Mixed Media

Lot:

1. Cast figurines
2. Cast tableware
3. Cast boxes, trays
4. Cast wall plaques, clocks
5. Cast lamps
6. Cast vases, planters
7. Cast animals, fowl
8. Cast mantel pieces, centerpieces
9. Cast seasonal decorations
10. Other

CLASS H – Stoneware

Lot:

1. Cast
2. Handmade
3. Other

CLASS I – Cast Porcelain

Lot:

1. Bisque
2. Lace edge
3. China painted
4. Color glazed
5. Other

CLASS J – Jewelry

Lot:

1. Under glazed
2. Color glazed
3. Over glazed
4. Scraffito
5. Marbles
6. Other

Group:

- A. Amateur – person works in crafts for pleasure and does not teach or sell the finished product.
- B. Professional – person who works in crafts and either teaches art or sells finished product.
- C. Amateur Senior Citizen – over age 62
- D. Amateur Special Needs Individual

DEPARTMENT 282 – Crafts

CLASS A – Shell, Seed, Pod, and Silk Craft

Lot:

1. Jewelry
2. Tapestry
3. Landscape
4. Portrait
5. Floral life
6. Abstract & still life
7. Animal
8. Marine
9. Centerpiece
10. Porcelain
11. Corsages
12. Wreaths
13. Wall hanging
14. Other

CLASS B – Plastics and Glass

Lot:

1. Articles made from a kit
2. Ashtray
3. Bowl
4. Ornaments
5. Flowers, bouquet
6. Fruit clusters
7. Jewelry
8. Lamp
9. Centerpiece
10. Desk pen
11. Plaque/wall decoration
12. Wreaths

CLASS C – Leatherwork

Lot:

1. Clothing
2. Zipper/envelope bags
3. Strap handbag
4. Pouch bag
5. Belt
6. Billfold, pocket secretary
7. Other

CLASS D – Metal Craft

Lot:

1. Hammering work
2. Etching
3. Metal spinning
4. Tooled impressions
5. Other

CLASS E – Handicrafts

Lot:

- | | | |
|-------------------------|------------------------|----------------------|
| 1. Toys | 13. Beadwork | 25. Hat art |
| 2. Tin craft | 14. Mop dolls | 26. Net lace darning |
| 3. Ribbon craft | 15. Bed dolls | 27. Dolly art |
| 4. Chenille craft | 16. Magnets | 28. Potpourri |
| 5. Novelty wall hanging | 17. Shrink art | 29. Clay sculpture |
| 6. Paper craft | 18. Pom pom art | 30. Hoop art |
| 7. Macrame | 19. Plastic canvas art | 31. Stuffed decor |
| 8. Dough art | 20. Felt/pipe cleaner | 32. Styrofoam art |
| 9. Stained glass | 21. Broom art | 33. Calligraphy |
| 10. Sandcasting | 22. Painted shirts | 34. Seasonal |
| 11. Decoupage | 23. Wooden shapes | 35. Stamped items |
| 12. Basket | 24. Mat creations | 36. Other |

CLASS F – Semi-Precious and Beaded Jewelry

Lot:

1. Necklace
2. Earrings
3. Pin/broach
4. Bracelet
5. Rings
6. Matching set

Group:

- A. Semi-precious stone
- B. Beaded
- C. wire

DEPARTMENT 283 – Woodworking

No CNC/computer assisted projects accepted in this department.

CLASS A – Furniture

Lot:

1. Chests
2. Tables
3. Chairs
4. Dressers
5. Sideboard
6. Nightstand
7. Gun cabinet
8. Coffee table
9. Fireplace mantle
10. Sewing box
11. Desks
12. Lamps
13. Clocks
14. Miniatures
15. Other

CLASS B – Carving

Shape has been created by hand or hand-held rotary carver

Lot:

1. Wildlife (round)
2. Wildlife (relief)
3. Still life (relief)
4. Sculptures
5. Corbels
6. Lamps
7. Pictures
8. Bowls
9. Vases
10. Picture frames
11. Chip carving
12. Carved turnings
13. Toys
14. Other

CLASS C – Decorative

Lot:

1. Inlay
2. Itarsia
3. Marquetry
4. Scroll saw
5. Miniatures
6. Other

CLASS D – Accessories

Lot:

1. Candle sticks
2. Bookends
3. Knife block
4. Sewing box
5. Jewelry box
6. Shelves
7. Shadow boxes
8. Lamp bases
9. Picture frames
10. Jewelry
11. Woodworking tools
12. Gun racks
13. Musical
14. Clocks
15. Puzzles
16. Other

CLASS E – Turnings

Lot:

1. Open bowl
2. Closed bowl (opening 1/3 of major diameter)
3. Open vase
4. Open vase (opening 1/3 of major diameter)
5. Trivets
6. Plates
7. Table tops
8. Ornamental turnings
9. Spindle turnings
10. Hollow vessels
11. Polychromatic turnings
12. Folk toys
13. Sculpture
14. Jugs
15. Lidded vessels, boxes, etc.
16. Craft items
17. Toys
18. Other

CLASS F – Wood Art

Judging to be bases on: 50% Artistic Impression and 50% Craftsmanship

Lot:

1. All wood
2. Wood and other materials
3. Made with chainsaw

DEPARTMENT 284 – Hobby Show

All arrangements and assignments of space will be made by the Superintendent.

All youth exhibitors must enter in the Open Class Youth Department.

CLASS A – Creative

Included in this class are all hobbies of a constructive or creative nature.

Lot:

1. Wood carving
2. Rock structure or build-ing
3. Furniture making
4. Boat building
5. Dolls
6. Stone cutting
7. Stone polishing
8. Rug making
9. Soap making
10. Computer assis

11. Computer generated art

12. Bird house building

13. Other

CLASS B – Collections

Lot:

1. Antiques
2. Stamps
3. Historical pieces
4. Rock & minerals
5. Insects
6. Indian artifacts
7. Other

CLASS C – Models

Construction of models.

Lot:

1. House
2. Vignette or box room
3. Handcrafted item
4. Items made from kits
5. Other

CLASS D – Miniatures

Collections or individual entries.

Lot:

1. Doll house
2. Doll furniture
3. Church
4. School house
5. Vehicles
6. Items made from kits
7. Other

DEPARTMENT 290 - Lapidary

All lapidary work such as tumbling, carving, faceting, cabbing and flat lapping.

MUST BE DONE BY EXHIBITOR. Each exhibit must be suitably boxed or attached to card and labeled. Exhibits will be judged on workmanship, attractiveness, beauty, neatness, quality, variety, and accuracy of identification.

CLASS A- Jewelry Cabbed, Faceted

(Stones set in mounts crafted by exhibitor)

Lot:

- Ring
- Cuff links
- Bracelent
- Earrings
- Necklace
- Jewelry Set (3 to 4 pieces)
- Pin or Clasp
- Bolo tie
- Belt Buckle
- Other

CLASS C – Jewelry Tumbled Stones

(Stones set by exhibitor in commercial or crafted findings)

Lot:

- Ring
- Cuff links
- Bracelent
- Earrings
- Necklace
- Jewelry Set (3 to 4 pieces)
- Pin or Clasp
- Bolo tie
- Belt Buckle
- Other

CLASS B – Jewelry Cabbed, Faceted

(Stones set by exhibitor in commercial findings)

Lot:

- Ring
- Cuff links
- Bracelent
- Earrings
- Necklace
- Jewelry Set (3 to 4 pieces)
- Pin or Clasp
- Bolo tie
- Belt Buckle
- Other

CLASS D – Jewel Set

(4 or more cut and polished stones ready for a jewelry set)

Lot:

- Oval stones
- Square stones
- Round stones
- Heart-shaped stones
- Cross-shaped stones
- Faceted stones
- Rectangle stones
- Triangle stones
- Misc. stones

Group:

- A. Youth (17 & under)
- B. Adult Amateur (18 & older)
- C. Adult Journeyman (25 & Older)

CLASS E – Other

Lot:

- Bookends
- Carvings
- Paperweight
- Spherical egg
- Pen sets
- Clocks
- Gemstone tress
- Equipment
- Round spheres
- Novelty
- Cut Geode
- Miscellaneous

CLASS F – Special Collections

(8 or more different specimens. Each collection labeled and mounted in a single case not over 18"x24")

Lot:

- Micro mounts
- Thumbnails
- Crystal from 8 different places
- Artifacts
- Minerals
- Petrified wood
- Fossils
- Other

CLASS G – Beads

(Hand strung by exhibitor)

Lot:

- Beads
- Other

LIVESTOCK

Overall Director in Charge – Rick Hanson

See General Rules and Regulations for exhibitors before completing entry forms.

1. Barns open Wednesday at 12:00 noon. Animals must be on the grounds, vet checked and checked in with department Superintendents by 8:00 p.m. Wednesday night.
2. All pens must be cleaned and the refuse disposed of as directed by Barn Superintendent each morning by 8:00 a.m.
3. Wash racks will be available for grooming animals. Exhibitors must furnish all other grooming and cleaning equipment.
4. Livestock exhibitors must furnish water and feed containers for their animals.
5. Check General Livestock Rules for Barn Herdsmanship, Barn Duty, and Barn Decorations.

PREMIUM POINTS FOR ALL LIVESTOCK WILL BE AS FOLLOWS:

Blue – 70 Points,
Red- 50 Points,
White- 30 Points,
Grand Champion – 100 Points plus Rosette,
Reserve Grand Champion – 50 Points plus Rosette

DEPARTMENT – All Beef/Dairy

Director in Charge – Rick Hanson

FFA – Dept. 701 | 4-H – Dept. 801 | Open Class – Dept. 301y (youth) 301a (adult)

CLASS 1 – Beef

One Champion and One Reserve of each breed in Lots 1-12.

Lot:

1. Bull senior yearling
2. Bull junior yearling
3. Bull summer yearling
4. Bull senior calf
5. Bull junior calf
6. Cow 3 years and older
7. Cow 2 years and under
8. Heifer senior yearling
9. Heifer junior yearling
10. Heifer summer yearling
11. Heifer senior calf
12. Heifer junior calf
13. Feeder Class – under 1000 lbs. – **GROUP NOT NEEDED**
14. Market Class – over 1000 lbs. – **GROUP NOT NEEDED**

Beef entered in Lots 15-19 must have been shown in Lots 1-12

15. Pair of females, (any age), for ribbon award only
16. Pair of yearlings, (one junior or summer yearling bull and junior or summer yearling heifer), for ribbon award only
17. Pair of calves, (one junior or one senior bull calf and one junior or senior heifer calf), for ribbon award only
18. Get of Sire, (4 animals, both sexes), for ribbon only.

Groups:

- A. Angus
- B. Herefords
- C. Shorthorns
- D. Crossbreeds
- E. Other

CLASS 2 – Dairy Cattle

One Champion and One Reserve of each breed in Lots 1-10.

Lot:

1. Junior heifer calf
2. Intermediate heifer calf
3. Senior heifer calf
4. Junior yearling heifer
5. Senior yearling heifer (not in milk)
6. Two year old cow
7. Three year old cow
8. Four year old cow
9. Cows, five years and older
10. Dry cow, any age
11. Produce of Dam, for ribbon award only
12. Dam & Daughter, for ribbon award only

Groups:

- A. Holstein
- B. Guernsey
- C. Jersey
- D. Ayrshire
- E. Brown Swiss
- F. Milking Shorthorn
- G. Other

DEPARTMENT – All Swine

Director in Charge – Rick Hanson

FFA – Dept. 702 | 4-H – Dept. 802 | Open Class – Dept. 302y (youth) 301a (adult)

CLASS 1 – Swine

One Champion and One Reserve in Lots 1-9.

Lot:

1. Boar, senior yearling **FFA/Open Only**
2. Boar, junior yearling **FFA/Open Only**
3. Boar, senior pig
4. Boar, spring pig
5. Sow, aged
6. Sow, senior yearling
7. Sow, junior yearling
8. Sow, senior pig
9. Sow, Spring pig
10. Feeder Class, under 235 lbs. **GROUP NOT NEEDED**
11. Market Class, 235 – 295 lbs. **GROUP NOT NEEDED**
12. Heavyweight Class, 296 lbs and up **GROUP NOT NEEDED**

Swine entered in Lots 13-18 must have been shown in Lots 1-12

13. Pen of 3 males, (same age), for ribbon award only
14. Pen of 3 females, (same age), for ribbon award only
15. Get of Sire, (4 animals, either sex), for ribbon award only
16. Produce of Dame, (2 animals, either sex), for ribbon award only
17. Pen of 3 Market Hogs, for ribbon award only
18. Sow and Litter, for ribbon only

Groups:

- | | |
|------------------|-----------------|
| A. Chester White | E. Berkshire |
| B. Poland China | F. Yorkshire |
| C. Duroc | G. Crossbreeds |
| D. Hampshire | H. Other Breeds |

DEPARTMENT – All Sheep

Director in Charge – Andy Reeves

FFA – Dept. 703 | 4-H – Dept. 803 | Open Class – Dept. 303y (youth) 303a (adult)

CLASS 1 – Sheep

One Champion and One Reserve in each breed in Lots 1-10

Lot:

1. Ram under 1 year old
2. Ram, 1 year
3. Ram, 2 years and older
4. Ewe Lamb, under 1 year
5. Ewe, 1 year
6. Ewe, 2 years and older
7. Wool Sheep
8. Feeder Class – under 99lbs. – **GROUP NOT NEEDED**
9. Market Class – 100 lbs. – 150 lbs. – **GROUP NOT NEEDED**
10. Heavyweight Class – over 151 lbs. – **GROUP NOT NEEDED**
11. **Wether**

Groups:

- A. Hampshire
- B. Suffolk
- C. Shropshire
- D. Columbia
- E. Southdown
- F. Crossbreed
- G. Other breed

Sheep entered in Lots 12-14 must have been shown in Lots 1-11

12. Pen of 3 (males or females), for ribbon award only
13. Produce of Dame, (animals, either sex), for ribbon award only
14. Pen of 3 Market Lambs, for ribbon award only

DEPARTMENT – All Goats

Director in Charge – Rick Hanson

FFA – Dept. 704 | 4-H – Dept. 804 | Open Class – Dept. 304y (youth) 304a (adult)

In the case of a small show; breeds of goats may be shown together and grade animals will be put into breed class of which they are most and showing classes. **ABSOLUTELY NO HORNS** on Pygmy or Dairy goats. Breeds that have 4 or more senior doe entries per like class will be judged separately. Otherwise, breeds will be judged together in a common meat goat or dairy goat class.

CLASS 1 – Cloverbuds

CLASS 2 – Dairy

Animals may not have horns. One Champion and one Reserve of each breed in Lots 1-7.

Lot:

1. Doe, under 6 months
2. Doe, 6 -12 months
3. Doe, 1 year (dry)
4. Doe, 2 years
5. Doe, 3 years
6. Doe, 4 years and older
7. Wether

Goats entered in Lots 8-11 must have been shown in Lots 1-7

8. Dam and Daughter, all breeds judged together for ribbon award only
9. Produce of Dam (2 Does, same Dam) for ribbon award only
10. Get of Sire (3 Does, same Sire) for ribbon award only
11. Best of Udder (any Doe in milk), all breeds judged together

Groups:

- A. Alpine
- B. Nubian
- C. Nigerian Dwarf
- D. Kinder
- E. Other

CLASS 3 – Pygmy Goat

Animals may not have horns. One Champion and one Reserve of each breed in Lots 1-9.

Lot:

1. Doe, under 6 months
2. Doe, 6 -12 months
3. Doe, 1 year (dry)
4. Doe, 2 years
5. Doe, 3 years
6. Doe, 4 years and older
7. Wether, 0-12 months
8. Wether, 1-2 years
9. Wether, 3 years and older

Goats entered in Lots 10-12 must have been shown in Lots 1-9

10. Dam and Daughter – all breeds judged together for ribbon award only
11. Produce of Dam (2 Does, same Dam) for ribbon award only
12. Get of Sire (3 Does, same Sire) for ribbon award only

CLASS 4 – Wool Goat

Horns are allowed but must be tipped. One Champion and one

Reserve of each breed in Lots 1- 10.

Lot:

1. Doe, under 6 months
2. Doe, 1 year (dry)
3. Doe, 2 years
4. Doe 4 years and older
5. Wether

Goats entered in Lots 6-8 must have been shown in Lots 1-5

6. Dam and Daughter – all breeds judged together for ribbon award only
7. Produce of Dam (2 Does, same Dam) for ribbon award only
8. Get of Sire (3 Does, same Sire) for ribbon award only

Groups:

- A. Angora
- B. Cashmere
- C. Cashgora
- D. Pygora

CLASS 5 – Meat Goat

Horned animals must be tipped to the diameter of a dime. One Champion and one Reserve of each breed in Lots 1-11.

Lot:

1. Doe, under 6 months
2. Doe, 6 – 12 months
3. Doe, 1 year (dry)
4. Doe, 2 years
5. Doe, 3 years
6. Doe, 4 years and older
7. Wether, under 6 months
8. Wether, 6 – 12 months
9. Wether, 1 year
10. Wether, 2 years
11. Wether, 2 years and older
12. Market Class
13. Feeder Class
14. Heavy weight class

Goats entered in Lots 15-18 must have been shown in Lots 1-14

15. Dam and Daughter – all breeds judged together for ribbon award only
16. Produce of Dam (2 Does, same Dam) for ribbon award only
17. Get of Sire (3 Does, same Sire) for ribbon award only
18. Buck any age

Groups:

- A. Boer
- B. Kiko
- C. Spanish
- D. Myotonic
- E. Other

CLASS 6 – Pack/Utility Goat Trail Course

Lot:

- 1. Utility, pack string and harness goat classes are open to does or wethers of any breed or size of goat. Pack goats are recommended to wear a pack but will not be required. The trail course will be part of this class.
- 2. Pack goats are recommended to wear a pack but will not be required. The trail course will be part of this class.

1st, 2nd, 3rd - Points allowed 70, 50, 30

Group:

- 1. Junior
 - 2. Intermediate
 - 3. Senior
- One Champion and one Reserve Champion will be selected from each lot with no additional premium points awarded, provided the quality of the animal merits the award.

CLASS 7- Pack/Utility Goat String

2 or more goats

Lot:

- 1. 2 pack goats are recommended to wear a pack but will not be required. The trail course will be part of this class.

1st, 2nd, 3rd - Points allowed 70, 50, 30

Group:

- 1. Junior
 - 2. Intermediate
 - 3. Senior
- One Champion and one Reserve Champion will be selected from each lot with no additional premium points awarded, provided the quality of the animal merits the award.

CLASS 8 – Harness Goat Precision Driving

1st, 2nd, 3rd - Points allowed 70, 50, 30

Lot:

- 1. Junior
 - 2. Intermediate
 - 3. Senior
- One Champion and one Reserve Champion will be selected from each lot with no additional premium points awarded, provided the quality of the animal merits the award.

DEPARTMENT – All Llama – Alpaca

Director in Charge – Andy Reeves

FFA – Dept. 708 | 4-H – Dept. 808 | Open Class – Dept. 308y (youth) 308a (adult)

CLASS 1

Lot:

- 1. Female
- 2. Male

DEPARTMENT – All Poultry

Director in Charge – Nanci Robertson

FFA – Dept. 705 | 4-H – Dept. 805 | Open Class – Dept. 305y (youth) 305a (adult)

See General Rules and Regulations for exhibiting before completing entry form.

All poultry **MUST** be pre-registered with the Fair office by Aug.25. Late entries will not be excepted unless vacancies exist. You **MUST** register by breed.

All poultry will be vet checked **BERORE** entering the barn to prevent the possibility of spreading infectious poultry diseases. It is recommended that all poultry exhibited at Fair not be returned to the farm, but isolated for a period of time.

Poultry **MUST** be pretested and certified to be entered in the Fair. You **MUST** provide proof that all poultry came from a Pullorum Typhoid Free breeder or must submit to a P-T test upon entry. No certificate or test, **NO ENTRY**.

Birds shown in a trio or pen cannot be shown as singles. A trio is 2 females and 1 male. A pen is 3 birds of the same sex, age, breed, and variety. A pair may be 2 females or 1 of each sex.

Birds must be 3 months old unless shown as a mother and chicks. All poultry will be judged using APA's American Standard of Perfection. All cages must have a 3"x5" card attached identifying the breed by name, i.e. Leghorn.

All cleaning supplies provided by exhibitor.

PREMIUM POINTS FOR POULTRY:

Individuals
Blue - 25 Points,
Red – 20 Points,
White – 15 Points

Trios, Pens, & Pairs
Blue – 30 Points,
Red – 25 Points,
White- 20 Points

Grand Champion
40 Points plus Rosette
Reserve Champion
30 Points plus Rosette,
Best of Show (one per Dept.)
50 Points plus Rosette

CLASS 1 – Cloverbuds

CLASS 2 – Large Breeds

Lot:

- 1. Leghorn
- 2. Rhode Island Red
- 3. Sexlinks
- 4. Stralope
- 5. Rock, any color
- 6. New Hampshire
- 7. Orphington
- 8. Wyanndots
- 9. Other

CLASS 3 – Bantams

Lot:

- 1. Seabrite
- 2. Cochin
- 3. Hamburg
- 4. Other Bantams/Fancy Breeds

CLASS 4 – Other Fowl

Lot:

- 1. Pigeons
- 2. Quail
- 3. Pheasants
- 4. Dove

CLASS 5 – Waterfowl**Lot:**

1. Duck
2. Goose

Groups: Classes 1-4

- A. Newly hatched, under 5 months
- B. Female, 5-12 months
- C. Female, over 1 year
- D. Male, 5-12 months
- E. Male, over 1 year
- F. Pen of 3
- G. Pair
- H. Trio
- I. Hens/Chicks
- J. Roaster, Fryer, for meat
- K. Breeding Flock/1 male, 1 female, 1 young

CLASS 6 – Turkey**Lot:**

1. White
2. Bronze
3. Other

Groups:

- A. Pen of 3
- B. Single Hen or Tom

CLASS 7 – Eggs**Lot:**

1. White
2. Brown
3. Other

Groups:

- A. Large, min weight 24 oz. per dozen
- B. Medium, min weight 21 oz. per dozen
- C. Small, min weight 18 oz. per dozen

CLASS 8 – Equipment Made by Member

(4-H ONLY, must be displayed in 4-H building)

Lot:

1. Carry case
2. Cage
3. Other

CLASS 9 – Open Class Herdsmanship**Lot:**

1. Herdsmanship

COSTUME & TALENT SHOW, FOR SMALL ANIMALS, GOATS, RABBITS & POULTRY

No Premium points, ribbons and rosettes will be awarded. Contest Sunday at 2:00 p.m. in the Pavilion

DEPARTMENT – All Rabbits*Director in Charge – Nanci Robertson***FFA – Dept. 706 | 4-H – Dept. 806 | Open Class – Dept. 306y (youth) 306a (adult)**

See General Rules and Regulations for exhibiting before completing entry form. Rabbits will be judged by ARBA standards. **All rabbits MUST be pre-registered with the Fair Office by Aug. 25. Late entries will not be accepted unless vacancies exist.** All entries will be inspected by qualified personnel and signs of illness or diseases will be disqualify entry.

Animals will be weighed in by the Superintendent only at the request of the exhibitor or judge.

A tattoo for identification is preferred. If the rabbit is not tattooed the Superintendent will write an ID number in the rabbit's ear with a permanent marker.

All cages MUST be cleaned by the exhibitor by 8:00 a.m. each morning of the Fair.

SIGN UP FOR BARN DUTY. The Superintendent will determine number of hours of barn duty per exhibitor. Limit of 3 exhibits per lot number, unless room allows for more.

ARBA rules apply to mothers with litters. Mothers and babies together are allowed, but only the mother will be judged.

All supplies including feeders and water bottles will be provided by exhibitor.

There will be a judging class during Fair. This is for educational purposes only and is open to all exhibitors. The Superintendent will decide what breed of rabbit will be put into this class. These animals will be judged by the Standard of Perfection set forth by the American Rabbit Breeders Association.

PREMIUM POINTS FOR RABBITS:**Individuals – Blue – 25 points,****Red – 20 points,****White – 15 points****Grand Champion – 40 points plus rosette,****Reserve Champion – 30 points plus rosette****CLASS 1 – Cloverbuds****CLASS 2 – Fancy or small breeds**

under 8 pounds senior

Lot:

- | | |
|----------------|---------------------|
| 1. Mini Rex | 5. Fuzzy Lop |
| 2. Dutch | 6. Netherland Dwarf |
| 3. Mini Lop | 7. Other |
| 4. Holland Lop | |

Groups:

- A. Buck, Junior, under 6 months
- B. Buck, Senior, over 6 months
- C. Doe, Junior, under 6 months
- D. Doe, Senior, over 6 months
- E. Doe, with young

CLASS 3 – Commercial or Heavy breeds**Lot:**

- | | |
|------------------|------------------|
| 1. California | 5. New Zealand |
| 2. Satin | 6. Rex |
| 3. French Lop | 7. Flemish Giant |
| 4. French Angora | 8. Other |

Groups:

- A. Buck, Junior, under 6 months
- B. Buck, Intermediate, 6-12 months
- C. Buck, Senior, over 1 year
- D. Doe, Junior, under 6 months
- E. Doe, Intermediate, 6-12 months
- F. Doe, Senior, over 1 year
- G. Doe, with young

CLASS 4 – Meat Rabbit

The following are non-standard meat lots. They are judged on meat quality and structural soundness. Fur quality is noted but color and markings are NOT to count.

Lot:

1. Fryer
2. Fryers, pen of 3 (Must also be entered in Lot 1)
3. Doe, grade, judged on meat-producing qualities, soundness and health to be considered.
4. Roaster, up to 6 months
5. Stewers, 6 months and older

CLASS 5 – Fur and Wool

Lot:

1. Commercial/Normal
2. Rex Fur
3. Satin Fur
4. Angora

GROUP:

- A. White
- B. Color

CLASS 6 – Exotic Animals

No meat-eating animals

Lot:

1. Chinchilla
2. Rat
3. Other

GROUP:

- A. Male
- B. Female

CLASS 7 – Equipment and Products made by member

4-H ONLY, must be displayed in the 4-H building

Lot:

1. Carry Case
2. Nest Box
3. Fur Pelt
4. Other

CLASS 8 – Open Class Herdsmanship

Lot:

1. Herdsmanship

CLASS 9 – Cavy

Lot:

1. Boers
2. Sows

GROUP:

- A. Cloverbud (Participation Only)
- B. Junior
- C. Intermediate
- D. Senior

DEPARTMENT 325 – Youth Pet Class

Director in Charge – Nanci Robertson

This class is not for purebred animals. No Grand or Reserve Champion will be awarded. Animals must be cared for by youth and will be judged on health and care given to the animal. Barn decorations and educational posters are encouraged. Animals must be fed, watered, and cages cleaned by 8:00 a.m. daily. Each youth exhibitor, along with an adult MUST sign up for barn duty. Along with open class, only Cloverbud 4-H members using this for a 4-H project may enter.

CLASS 1 - Rabbit/mixed breed

CLASS 2 - Cavy

CLASS 3 - Poultry/mixed breed

CLASS 4 - Waterfowl/mixed breed

CLASS 5 - Turtle

CLASS 6 - Gerbils

CLASS 7 - Hamsters

CLASS 8 - Mice

CLASS 9 - Birds

CLASS 10 - Other

Lot:

1. Cloverbuds
2. Grades K-2
3. Grades 3-5
4. Grades 6-8
5. Grades 9-12

DEPARTMENT – All Horses

Director in Charge – Mike Hedrich

FFA – Dept. 707 | 4-H – Dept. 807 | Open Class – Dept. 307

All stalls will be made available to 4-H & FFA exhibitors first on a first come, first serve basis according to the postmark on the stall reservation form. Only registered horses may be exhibited in any breed class. 4-H Horse club leader must verify that horses used at fair are qualified to be shown.

Exhibitor may have only one performance horse. Grand and Reserve Champion Awards will be awarded at Judge's discretion. Only 4-H horse projects may be entered into gaming classes. 4-H Exhibitors from outside Chelan/Douglas counties must check with Chelan/Douglas Extension prior to Fair.

CLASS A –Halter

FFA & Open Class Only

Lot:

1. Filly, 2 years and under
2. Mare, 3 years and over
3. Colt, 6 months and under
4. Gelding, 2 years and under
5. Gelding, 3 years and older

Groups:

A. Registered Light Horse B. Non-Registered Light Horse

CLASS B – Shown under Saddle

This class is judged according to EM 4727, "Performance Horse Manual & Class Rules, Walk/Trot horses must stay within their own division. Walk/Trot classes are for all exhibitors.

Lot:

1. English Equitation
2. Walk/Trot English Equitation
3. English Pleasure
4. Walk/Trot English Pleasure
5. Bareback Equitation
6. Western Equitation
7. Walk/Trot Western Equitation
8. Western Pleasure
9. Walk/Trot Western Pleasure
10. Trail
11. Walk/Trot Trail
12. Working Pairs
13. Walk/Trot Pairs
14. Costume

Groups:

- A. Juniors
- B. Intermediates
- C. Seniors
- D. FFA
- E. Open

PREMIUM POINTS FOR HORSES:

4-H/FFA

Blue – 70 Points

Red – 50 Points

White – 30 Points

Grand Champion – 100 Points plus rosette

Reserve Champion – 50 Points plus rosette

Open Class 4th -12th Grade

Blue – 35 Points

Red – 25 Points

White – 15 Points

Grand Champion – 50 Points plus rosette

Reserve Champion – 25 Points plus rosette

CLASS C – Western Games

Only 4-H projects may be entered into gaming classes. Judging according to the Pacific Northwest 4-H Horse Contest Guide. Grand & Reserve Champion ribbons will be awarded according to the State 4-H Fair qualifying times, and must receive a blue ribbon.

Lot:

1. Pole Bending
2. Idaho Figure
3. Two-Barrel Flag Race
4. NSCA (International) Flag Race
5. Pole Key Race
6. Texas Barrels

CLASS D – Open Class Herdsmanship

Lot:

1. Herdsmanship

OPEN CLASS YOUTH

Clemments Youth Building -- Director in Charge – Cheyenne Stocker

Please read General Rules for Exhibiting. These apply to all Exhibitors. All entries entered under the wrong lot number will not be considered. If you are uncertain please ask the Superintendent. All entries must be the work of the Exhibitor. No article that has been judged at the Chelan County Fair before may be entered again. All possible care will be taken to safeguard the entries, however, no responsibility will be assumed for damage

or loss to entries while on exhibit. In each Department a “Best of Class” ribbon will be awarded for each class providing there are 5 different exhibitor entries. Exhibitors may exhibit 3 items per lot. Exhibiting fruit grown on ranches & back yard farms are to be exhibited in grandparents & grandchildren department or the Adult department.

DEPARTMENT 404 – Grandparents & Grandchildren

This is a project that is to be done together with grandparents and grandchildren or adopted grandparents and grandchild

Groups:

- A. Preschool and under
- B. K thru 2nd grade
- C. 3rd thru 5th grade
- D. 6th thru 8th grade
- E. 9th thru 12th grade
- F. Special Needs Individuals

CLASS A

Lot:

- | | |
|---------------------------|---|
| 1. Needlework | 6. Craft |
| 2. Sewing | 7. Photography |
| 3. Knitting or Crocheting | 8. Garden Vegetable (3 or 6 items if small) |
| 4. Baking | 9. Cut flowers (3 stems) |
| 5. Food Preservation | 10. Other |

DEPARTMENT 405 – Cooking

Baked goods must be on a small paper plate and covered with clear wrap. Entries will be judged on texture and appearance. Prepared mixes are not allowed. All entries must include the recipe.

Groups:

- A. Preschool and under
- B. K thru 2nd grade
- C. 3rd thru 5th grade
- D. 6th thru 8th grade
- E. 9th thru 12th grade
- F. Special Needs Individuals

CLASS A – Bread

¼ Loaf

Lot:

- A. White
- B. Whole Wheat
- C. Electric Bread
- D. Other

CLASS B – Rolls

Plate of 4

Lot:

- A. Fancy
- B. Plain
- C. Cinnamon
- D. Doughnuts
- E. Other

CLASS C – Quick Breads

Breads ¼ loaf, Muffins 4

Lot:

- A. Coffeecake
- B. Banana Bread
- C. Apple Bread
- D. Zucchini Bread
- E. Muffins
- F. Other

CLASS D - Cakes

¼ cake, no icing on cut side

Lot:

- 1. White
- 2. Chocolate
- 3. Applesauce
- 4. Cupcakes – 4
- 5. Gingerbread house-no recipe needed
- 6. Other

CLASS E – Cookies

4 on a plate

Lot:

- 1. Rolled
- 2. Dropped
- 3. No Bake
- 4. Bar

CLASS F – Pies

¼ pie on a plate, Best Apple Pie will be awarded a trophy (No cream pies)

Lot:

- 1. Apple
- 2. Berry
- 3. Cherry
- 4. Other

CLASS G – Candy

4 on a plate

Lot:

- 1. Fudge
- 2. Divinity
- 3. Taffy
- 4. Nut Brittle
- 5. Hard Candy
- 6. Other

DEPARTMENT 410 – Food Preservation

All entries MUST have been canned since the last year's fair and prepared by Exhibitor. All canned products must be preserved to USDA and Washington State University recommendations, and only items done accordingly will be judged. Jam, jelly, pickle products need not be Cooperative Extension recipes, but

processing must be followed. Standard canning jars are required. No mayonnaise jars. No wire ball lids. Jam and jelly must be in standard canning jars, no paraffin permitted. Rings must be removed. Each Exhibitor may enter **3 items per lot number** for competition provided entries were made from different recipes.

Groups:

- A. Preschool and under
- B. K thru 2nd grade
- C. 3rd thru 5th grade
- D. 6th thru 8th grade
- E. 9th thru 12th grade
- F. Special Needs Individuals

CLASS A – Fruit

Lot:

- 1. Apples
- 2. Pears
- 3. Plums
- 4. Peaches
- 5. Apricots
- 6. Cherries
- 7. Rhubarb
- 8. Berries
- 9. Other

CLASS B – Vegetables

Lot:

- 1. Peas
- 2. Beans
- 3. Corn
- 4. Tomatoes
- 5. Carrots
- 6. Salsa
- 7. Other

CLASS C – Pickles

Lot:

- 1. Sweet
- 2. Dill
- 3. Bread & Butter
- 4. Other

CLASS D – Jelly & Jam

No freezer jams allowed

Lot:

- 1. Jelly
- 2. Jam
- 3. Preserves
- 4. Marmalade
- 5. Fruit Butter
- 6. Other

CLASS E – Juice & Syrups

Lot:

- 1. Apple
- 2. Grape
- 3. Tomato
- 4. Other

CLASS F – Canned Meat

Lot:

- 1. Meat
- 2. Fish

CLASS G – Fruit Leather

Lot:

- 1. Apple
- 2. Apricot
- 3. Berry
- 4. Cherry
- 5. Peach
- 6. Pear
- 7. Other

CLASS H – Dried Fruits

¼ cup in zip-top bag

Lot:

- 1. Apples
- 2. Apricots
- 3. Bananas
- 4. Berries
- 5. Cherries
- 6. Grapes
- 7. Pears
- 8. Other

CLASS I – Dried Vegetables

¼ cup in zip-top bag

Lot:

- 1. Peas
- 2. Corn
- 3. Onions
- 4. Peppers
- 5. Carrots
- 6. Beans
- 7. Tomatoes
- 8. Soup Mix
- 9. Other

CLASS J – Dried Herbs

¼ cup in zip-top bag

Lot:

- 1. Basil
- 2. Dill
- 3. Thyme
- 4. Oregano
- 5. Parsley
- 6. Other

CLASS K – Miscellaneous

Lot:

- 1. Granola
- 2. Beef Jerky
- 3. Other

DEPARTMENT 290 - Lapidary

Suggestions for selecting vegetables and fruit for fair exhibitions. Select exhibits that are uniform. Avoid specimens that are bruised or blemished. **ROOTS:** Leave tops approximately 1" long on carrots, beets, parsnips, turnips, celery, and onions.

BEANS: Tender and without strings, uniformity is extremely important (no noticeable bulges due to enclosed beans).

CABBAGE: When peeling, leave one set of leaves that will be removed in preparing the cabbage for the table.

CARROTS: Avoid injury by severe washing; smoothness and a genuine carrot color usually accompany good quality.

CORN: Cut straight with tips and butts of full size and filled to the end, all husks must be removed.

CUCCUMBERS: Use a knife when picking, leave ½ " of stem on.

EGGPLANT: Uniform, dark color.

ONIONS: Should be dry, remove only as much outer layer as necessary to make onion look clean, roots may or may not be removed; leave 1" top.

PARSNIPS: Avoid breaking tips; two to three inches diameter at crown is best.

PEPPERS: May be exhibited in green or ripe stage.

POTATOES: Good average commercial size; dig and wash carefully.

PUMPKINS AND SQUASH: Exhibit varieties called for; when ripe, shell should be hard to pierce with thumbnail. Harvest with knife, leave one to two inches of stem.

TOMATOES: Green stem may or may not be removed; use scissors when picking.

TURNIPS: Good average size; do not remove tails.

BE SURE TO BRING THE CORRECT NUMBER OF ITEMS PER EACH LOT.

Groups:

- A. Preschool and under
- B. K thru 2nd grade
- C. 3rd thru 5th grade
- D. 6th thru 8th grade
- E. 9th thru 12th grade
- F. Special Needs Individuals

CLASS A – Vegetables**Lot:**

- 1. Beans, 10 pods
- 2. Beets, 6
- 3. Broccoli, 1 head
- 4. Brussels sprouts, 10
- 5. Cabbage, 1
- 6. Cantaloupe, 1
- 7. Cauliflower, 1 head
- 8. Celery (roots intact) 1 bunch
- 9. Corn, 5 ears
- 10. Corn, Popcorn, 5 ears

- 11. Cucumber, 3
- 12. Eggplant, 1
- 13. Garlic, 5
- 14. Gourds, Ornamental, 1
- 15. Horseradish, 3
- 16. Kohlrabi, 3
- 17. Leeks, 1 bunch
- 18. Ground cherries, 1 pint
- 19. Melon, 1
- 20. Muskmelon, 1
- 21. Onions, 1 bunch or 5
- 22. Peppers, 5
- 23. Parsley, 1 bunch
- 24. Potatoes, 5
- 25. Pumpkin, 1
- 26. Rhubarb, 5 stalks
- 27. Rutabagas, 5
- 28. Shallots, 5
- 29. Squash, 1
- 30. Sunflower, 1 head

- 31. Tomatoes, 5
- 32. Turnips, 5
- 33. Watermelon, 1
- 34. Zucchini, 1
- 35. Other

CLASS B – Largest Vegetable

A rosette will be awarded to the largest vegetable in each lot.

Lot:

- 1. Potato
- 2. Sunflower head
- 3. Cabbage
- 4. Squash
- 5. Pumpkin
- 6. Tomato
- 7. Onion
- 8. Cucumber
- 9. Melon
- 10. Other

DEPARTMENT 425 – Sewing**Groups:**

- A. Preschool and under
- B. K thru 2nd grade
- C. 3rd thru 5th grade
- D. 6th thru 8th grade
- E. 9th thru 12th grade
- F. Special Needs Individuals

CLASS A – Sewing

Articles must be freshly laundered, repaired and on a hanger.

Lot:

- 1. Apron
- 2. Blouse
- 3. T-Shirt
- 4. Vest
- 5. Shorts
- 6. Skirt
- 7. Suit
- 8. Dress
- 9. Nightwear
- 10. Tablecloth
- 11. Pillowcase
- 12. Pants
- 13. Pillow
- 14. Small Quilt
- 15. Other

DEPARTMENT 430 – Needlework**Groups:**

- A. Preschool and under
- B. K thru 2nd grade
- C. 3rd thru 5th grade
- D. 6th thru 8th grade
- E. 9th thru 12th grade
- F. Special Needs Individuals

CLASS A – Needlework

Knit, Crochet, or Woven

Lot:

- 1. Afghan
- 2. Bag or purse
- 3. Potholder
- 4. Socks
- 5. Slippers
- 6. Sweater
- 7. Hat
- 8. Mittens
- 9. Embroidery
- 10. Latch Hook
- 11. Cross Stitch
- 12. Crewel
- 13. Needlepoint
- 14. Weaving
- 15. Woven Basket
- 16. Other

DEPARTMENT 435 – Art**Groups:**

- A. Preschool and under
- B. K thru 2nd grade
- C. 3rd thru 5th grade
- D. 6th thru 8th grade
- E. 9th thru 12th grade
- F. Special Needs Individuals

CLASS A – Art

All pictures must be mounted or framed and ready to hang. Best of Show or Best of Class must be framed

Lot:

- 1. Oil
- 2. Ink
- 3. Watercolor
- 4. Pencil
- 5. Charcoal
- 6. Acrylic
- 7. Pastels
- 8. Color
- 9. Markers
- 10. Colored Pencils
- 11. Crayon
- 12. Tempura Paint
- 13. Other

DEPARTMENT 440 – Photography

Groups:

- A. Preschool and under
- B. K thru 2nd grade
- C. 3rd thru 5th grade
- D. 6th thru 8th grade
- E. 9th thru 12th grade
- F. Special Needs Individuals

CLASS A - Black & White

Lot:

- 1. Portrait
- 2. Scenic/Nature
- 3. Animals
- 4. Sports
- 5. General Interest
- 6. Photo series or grouping

CLASS A - Color

Lot:

- 1. Portrait
- 2. Scenic/Nature
- 3. Animals
- 4. Sports
- 5. General Interest
- 6. Photo series or grouping

DEPARTMENT 445 – Craft

Groups:

- A. Preschool and under
- B. K thru 2nd grade
- C. 3rd thru 5th grade
- D. 6th thru 8th grade
- E. 9th thru 12th grade
- F. Special Needs Individuals

CLASS A – Art

CLASS A – Art Foam

CLASS B – Chenille

CLASS C – Clay

CLASS D – Feather

CLASS E – Felt

CLASS F – Paper

CLASS G – Plastic Canvas

CLASS H – Recyclable

CLASS I – Rock

CLASS J – Seed

CLASS K – Yarn

Lot:

- 1. Animal
- 2. Plaque
- 3. Figurines
- 4. Other

CLASS M – Beadwork

Lot:

- 1. Jewelry
- 2. Other

CLASS N – Jewelry

Lot:

- 1. Earrings
- 2. Necklace
- 3. Bracelet
- 4. Other

CLASS O – Legos

Lot:

- 1. Kit
- 2. Other

CLASS P – Model from Kits

Lot:

- 1. Vehicle
- 2. Animal
- 3. Other

CLASS Q – Puppets

Lot:

- 1. Paper
- 2. Finger
- 3. Hand
- 4. Other

CLASS R – Rubber Stamps

Lot:

- 1. Seasonal Card
- 2. Birthday Card
- 3. Baby Card
- 4. Sports Card
- 5. Other

CLASS S – Seasonal Decorations

Lot:

- 1. Birthday
- 2. Christmas
- 3. Easter
- 4. Valentine
- 5. Halloween
- 6. Thanksgiving
- 7. Fourth of July
- 8. Other

CLASS T – Wax Craft

Lot:

- 1. Candle
- 2. Figurine
- 3. Other

CLASS U – Other

Lot:

- 1. Animal
- 2. Plaque
- 3. Figurines
- 4. Other

DEPARTMENT 455 – Handicrafts

Groups:

- A. Preschool and under
- B. K thru 2nd grade
- C. 3rd thru 5th grade
- D. 6th thru 8th grade
- E. 9th thru 12th grade
- F. Special Needs Individuals

CLASS A - Black & White

Lot:

- 1. Metal Craft
- 2. Leather Craft
- 3. Woodcraft
- 4. Welding
- 5. Weaving
- 6. Wood Kits
- 7. Other

DEPARTMENT 460 – Hobbies

Groups:

- A. Preschool and under
- B. K thru 2nd grade
- C. 3rd thru 5th grade
- D. 6th thru 8th grade
- E. 9th thru 12th grade
- F. Special Needs Individuals

CLASS A – Large Hobbies

Lot:

- 1. Vehicle
- 2. Trailer
- 3. Other

CLASS B – Small Hobbies

Lot:

- 1. Coin
- 2. Dolls
- 3. Leaf
- 4. Models
- 5. Rock
- 6. Shell
- 7. Stamps
- 8. Other

CLASS C – Creative Hobbies

Lot:

- 1. Homemade soap
- 2. Sculptures
- 3. Wood Carving
- 4. Other

CLASS D – Writing

Lot:

- 1. Poems
- 2. Short Stories
- 3. School Reports
- 4. Other

CLASS E – Science Fair Projects

Lot:

- 1. Astronomy
- 2. Geology
- 3. Insects
- 4. Plants and Animals
- 5. Weather
- 6. Other

SCOUTS OF AMERICA, CAMPFIRE, AND GIRLS SCOUTS

Youth Building -- Director in Charge -- Cheyenne Stocker

DEPARTMENT 500 – Scouts of America

Please read general rules for Exhibitors in the front of this book. All entries must be entirely the work of the Exhibitor. No article that has been judged at the Chelan County Fair before may be entered again. All possible care will be taken to safeguard the entries, however, no responsibility will be assumed for damage or loss to entries while on exhibit, except Pinewood Derby Cars which is a expected Father/Son project, or listed as a group project. Exhibitor may exhibit 3 items per lot. A Best of Class will only be awarded where there are 5 different exhibitor entries in that class.

GROUP

1. Cubs Kindergarten-3rd grade
2. Webelos 4th – 5th grade
3. Boy Scouts, Varsity Scouts & Explorers Age 11-18
4. Special Needs
5. Adult (leaders)

CLASS A - Art

All pictures must be mounted or framed

Lot:

1. Oil
2. Acrylic
3. Crayon
4. Felt Pens
5. Chalk or Pastel
6. Pencil
7. Mural
8. Other

CLASS B – Sewing & Needlework

Lot:

1. Sewing
2. Embroidery
3. Cross Stitch
4. Latch Hook
5. Weaving
6. Macramé
7. God's Eye
8. Other

CLASS C – Crafts/Decorations

Lot:

1. Blue & Gold
2. Holiday
3. Wall Decorations
4. Patriotic
5. Recycle
6. Other

CLASS D – Ceramic

Lot:

1. Plaque
2. Sculpture
3. Mold Made
4. Hand Molded
5. Other

CLASS E – Nature

Lot:

1. Conservation
2. Ecology
3. Seed Craft
4. Pine Cone Craft
5. Shell Craft
6. Rock Craft
7. Other

CLASS F – Puppets

Lot:

1. Hand
2. Bag
3. Finger
4. Other

CLASS G – Multi Cultural

Lot:

1. Costume
2. Masks
3. Art
4. Other

CLASS H – Homemade Toys

Lot:

1. Kite
2. Vehicle/Boat
3. Toy
4. Game
5. Other

CLASS I – Collections

Lot:

1. Rocks
2. Stamps
3. Shells
4. Insects
5. Coins
6. Patches
7. Tie Slides
8. Neckerchiefs
9. Other

CLASS J – Models

Lot:

1. Car
2. Boat
3. Rocket
4. Plane
5. Lego
6. Other

CLASS K – Jewelry

Lot:

1. Ring
2. Necklace
3. Bracelet
4. Key Ring
5. Tie Slide
6. Other

CLASS L – Scout Models

Lot:

1. Pinewood Derby Car
2. Space Derby
3. Regatta Boat

CLASS M – Leather Craft

Lot:

1. Belt
2. Coin Purse
3. Knife Sheath
4. Tie Slide
5. Wallet
6. Other

CLASS N – Paper Craft

Lot:

1. Animal
2. Flowers
3. Placemats
4. Origami
5. Book
6. Other

CLASS O – Woodworking

Lot:

1. Shelves/Rack
2. Box
3. Carving/Whittling
4. Bird House/ Feeder
5. Bookends
6. Bench/Stool
7. Other

CLASS P – Educational

Lot:

1. Report
2. Essay
3. Short Story
4. Poetry
5. Scientific
6. Other

CLASS Q – Metal Craft

Lot:

1. Sculpture
2. Hammered
3. Etched
4. Lathe Work
5. Other

CLASS R – Miscellaneous

Lot:

1. Baskets
2. Candles
3. Printing
4. Knot Board
5. Gifts
6. Stamping
7. Dream Catcher
8. Diorama
9. Other

CLASS S – Modeling Clay & Dough

Lot:

1. Figurines
2. Animal
3. Seasonal
4. Other

CLASS T – Day Camp

CLASS U – Resident Camp

Lot:

1. Tie Slide
2. Leather Craft
3. Theme Craft
4. Nature
5. Wood Craft
6. Other

CLASS V – Cooking

Baked goods must be on a small paper plate covered with clear wrap with recipe included. Judged on texture & appearance. No prepared mixes allowed.

Lot:

1. Cookies – 4
 - a. Rolled
 - b. Dropped
 - c. Bar
 - d. Other
2. Cake – ¼, no icing on cut
 - a. Cupcakes – 4
 - b. Other
3. Bread – ¼ loaf
 - a. Raised
 - b. Quick Breads
 - c. Muffins – 4
 - d. Other
4. Candy – 4
 - a. Fudge
 - b. Divinity
 - c. Other
5. Pie – ¼
 - a. Apple
 - b. Berry
 - c. Cherry
 - d. Other
6. Other

CLASS W – Food Preservation

All canned items must be in standard canning jars and preserved according to USDA recommendations.

Lot:

1. Canned Fruit or Vegetables
 - a. Peaches
 - b. Pears
 - c. Cherries
 - d. Tomatoes
 - e. Beans
 - f. Pickles
 - g. Asparagus
 - h. Salsa
2. Jam & Jelly
 - a. Strawberry
 - b. Raspberry
 - c. Other
3. Dried Fruit or Vegetables
 - a. Apples
 - b. Peaches
 - c. Peppers
 - d. Tomatoes
 - e. Other
4. Leather
 - a. Apples
 - b. Peaches
 - c. Other

CLASS X – First Aid

Lot:

1. Safety Posters/Signs
2. Kits
3. Other

CLASS Y – Gardening

Lot:

1. Beans, 10 pods
2. Beets, 6
3. Broccoli, 1 head
4. Cabbage, 1 head
5. Cantaloupe, 1
6. Cauliflower, 1 head
7. Celery, (roots intact) 1 bunch
8. Corn, 5 ears
9. Corn, Popcorn, 5 ears
10. Cucumber, 3
11. Eggplant, 1
12. Garlic, 5
13. Gourds, Ornamental, 1
14. Horseradish, 3
15. Kale, 1 bunch
16. Kohlrabi, 3
17. Leeks, 1 bunch
18. Ground Cherries, 1 pint
19. Melon, 1
20. Muskmelon, 1
21. Onions, 1 bunch or 5
22. Peppers, 5
23. Parsley, 1 bunch
24. Potatoes, 5
25. Pumpkin, 1
26. Rhubarb, 5 stalks
27. Rutabagas, 5
28. Shallots, 5
29. Squash, 1
30. Sunflower, 1 head
31. Tomatoes, 5
32. Turnips, 5
33. Watermelon, 1
34. Zucchini, 1
35. Indoor Plants
36. Flowers

37. Odd shaped vegetable
38. Odd shaped fruit
39. Eggs, white, 1 dozen
40. Eggs, brown, 1 dozen
41. Eggs, other, 1 dozen
42. Other

CLASS Z – Photography

Lot:

1. Color
2. Sepia
3. Black & White
4. Collage
5. Other

CLASS ZA – Groups Projects

Lot:

1. Multi- Cultural Costumes
2. Den Flags
3. Patrol Flags
4. Troop Effort
5. Pack Effort
6. Other

CLASS ZZ – Adults

Lot:

1. Advancement Display – Accessories
2. Ceremonial Display – Accessories
3. Collections
4. Den Doodles & Flags
5. International Scouting
6. Other

DEPARTMENT 600 – Campfire DEPARTMENT 601 - Girls Scouts DEPARTMENT 602 - Frontier Girls

Please read General Rules for Exhibitors in the front of this book. These apply to all Exhibitors. All entries must be entirely the work of the Exhibitor. No articles that has been judged at the Chelan County Fair before may be entered again. All possible care will be taken to safeguard the entries, however, no respon-

sibility will be assumed for damage or loss to entries while on exhibit. Exhibitor may exhibit 3 items per lot. AWARDS: A rosette will be awarded for the “Spirit of Campfire”. “Spirit of Girl Scouts”, and “Spirit of Frontier Girls” categories for item that depicts that spirit.

GROUP

As of May of current year

1. Grades K – 2
2. Grades 3-5
3. Grades 6-8
4. Grades 9-12
5. Adults

CLASS A – Cooking Bread

¼ Loaf

Lot:

1. Yeast
2. Whole Wheat
3. Gluten Free
4. Other

Rolls

Plate of 4

Lot:

5. Fancy
6. Cinnamon
7. Doughnuts
8. Sugar Free
9. Other

Quick Breads

¼ Loaf

Lot:

10. Coffeecake
11. Zucchini
12. Banana
13. Pumpkin
14. Muffins-4
15. Sugar Free
16. Other

Pies

¼ pie on a small plate

No cream pies

Lot:

17. Apple
18. Berry
19. Cherry
20. Mixed
21. Yeast
22. Sugar Free
23. Other

Cakes - ¼ cake or 4 pieces of oblong cake

No icing on the cut side

Lot:

24. White
25. Yellow
26. Chocolate
27. Decorated
28. Cupcakes – 4
29. Gingerbread
30. Sugar Free
31. Other

CLASS B – Cooking

Cookies – 4 on a plate

Lot:

1. Chocolate Chip
2. Coconut
3. No Bake
4. Ginger
5. Holiday
6. Lemon
7. Molasses
8. Oatmeal
9. Peanut Butter
10. Rolled
11. Snicker Doodles
12. Sugar
13. Brownies
14. Sugar Free
15. Other

Candy – 4 pieces on a plate

Lot:

16. Fudge
17. Divinity
18. Nut Brittle
19. Taffy
20. Pulled Sugar
21. Molded
22. Sugar Free
23. Other

CLASS C – Food Preservation/Canned

All canned products must be preserved to USDA and Washington State University recommendations, and only items done accordingly will be judged. Jam, jelly, pickle products need not be Cooperative Extension recipes, but processing must be followed. Standard canning jars are required. No mayonnaise jars. No-wire ball lids. Jam and jelly must be in standard canning jars, no paraffin permitted. Rings must be removed.

Canning – Fruit

Lot:

1. Applesauce
2. Apricots
3. Blackberries
4. Cherries
5. Fruit Cocktail
6. Gooseberries
7. Peaches
8. Pears
9. Pie Filling
10. Plums
11. Strawberries
12. Prunes
13. Raspberries
14. Sugar Free
15. Other

Canning – Vegetables

Lot:

16. Beans
17. Beets
18. Carrots
19. Corn
20. Mixed Vegetables
21. Peas
22. Salsa
23. Sauerkraut
24. Tomatoes
25. Other

Canning- Pickles

Lot:

26. Beans
27. Bread & Butter
28. Dill Bean
29. Relish
30. Other

Jelly & Jams

Lot:

31. Fruit Jelly
32. Berry Jelly
33. Mixed Fruit Jelly
34. Fruit Jam
35. Berry Jam
36. Mixed Fruit Jam
37. Conserve
38. Preserve
39. Fruit Butter
40. Sugar Free
41. Other

CLASS D – Preservation/Dried Dried Fruit

Lot:

1. Apples
2. Apricots
3. Bananas
4. Berries
5. Cherries
6. Grapes
7. Peaches
8. Pears
9. Mixed
10. Other

Dried Leather

Lot:

11. Apples
12. Apricots
13. Bananas
14. Berries
15. Cherries
16. Grapes
17. Peaches
18. Pears
19. Mixed
20. Other

Dried Vegetables

All dried vegetables must be in zip top bag, approx ¼ cup

Lot:

21. Bean Mix
22. Beans
23. Carrots
24. Corn
25. Onions
26. Peas
27. Peppers
28. Soup Mix
29. Tomatoes
30. Other

Miscellaneous Dried

Lot:

31. Granola
32. Beef Jerky
33. Other

Dried Herbs

Lot:

34. Bay Leaf
35. Cat Mint
36. Chili Powder
37. Cumin
38. Garlic
39. Parsley
40. Rosemary
41. Sage
42. Other

CLASS E – Sewing

Articles must be freshly laundered, repaired and on a clothes hanger

Lot:

1. Apron
2. Bandana
3. Bathrobe
4. Blouse
5. Coat
6. Doll Clothes
7. Doll Quilt
8. Dress
9. Hat
10. Jacket
11. Jeans
12. Jumper
13. Lingerie
14. Nightwear
15. Pillow
16. Pillow Cases
17. Placement
18. Quilt
19. Short
20. Skirt
21. Slacks
22. Stuffed Animals
23. Suit
24. Sweatshirt
25. Swimwear
26. Tablecloth
27. Toy
28. T-Shirt
29. Vest
30. Other

CLASS F – Needlework

Articles must be laundered, repaired and on clothes hanger

Knitting, Crocheting & Weaving

Lot:

1. Potholder
2. Hot Pad
3. Socks
4. Slippers
5. Hat
6. Purse
7. Mittens
8. Doilies
9. Toy
10. Sweater

Embroidery

Lot:

11. Swedish
12. Crewel
13. Cross stitch
14. Basic Stitches
15. Candle Wicking
16. Machine Embroidery
17. Other

Miscellaneous Needlework

Lot:

18. Needlepoint
19. Latch Hook
20. Tatting
21. Other

Macramé

Lot:

22. Wall Hanging
23. Other

CLASS G – Gardening/Flower/Plant

Lot:

1. Dish garden or terrarium
2. Dried flower arrangement
3. Potted plant grown from seed
4. Potted plant grown from cutting
5. Potpourri
6. Cut Flowers
7. Other

CLASS H – Gardening/ Vegetables

Lot:

1. Beans, 10
2. Beets, 6
3. Broccoli, 1
4. Brussels Sprouts 10
5. Cabbage, 1
6. Cantaloupe, 1
7. Cauliflower 1
8. Corn, 5
9. Cucumber 3
10. Egg Plant, 1
11. Garlic 5
12. Gourds, 1
13. Melon, 1
14. Onion, 5
15. Onion/green, 1 bunch
16. Peppers, 5
17. Parsley, 1 bunch
18. Potatoes, 5
19. Pumpkin, 1
20. Squash, 1
21. Sunflower, 1 head
22. Tomatoes, 5
23. Tomatoes/cherry, 10
24. Zucchini, 1
25. Other

CLASS I – Art

Lot:

1. Oil Painting
2. Ink Drawing
3. Watercolor
4. Felt Pens
5. Chalk or Pastels
6. Pencil
7. Color Pencil
8. Charcoal
9. Crayon
10. Acrylic
11. Multi Medium
12. Rubber Stamping
13. Salt or Sand Painting
14. Other

CLASS J – Crafts Ceramics

Lot:

1. Figurine
2. Tableware
3. Plaque
4. Animal
5. Tray
6. Vase
7. Slab
8. Wheel thrown
9. Hand Molded
10. Other

Salt Dough/Clay

Lot:

11. Figurine
12. Ornament
13. Animal
14. Seasonal
15. Other

Jewelry

Lot:

16. Earrings
17. Bracelet
18. Necklace
19. Chocker
20. Ring
21. Key Ring
22. Pin
23. Hair Barrette
24. Other

Beaded Craft

Lot:

25. Figurine
26. Ornamental
27. Animal
28. Other

Felt, Fabric, & Feather Craft

Lot:

29. Puppet
30. Wall Hanging
31. Toy
32. Decorations
33. Animal
34. Ornament
35. Tie dyed
36. Painted
37. Flower
38. Other

Fun or Fake Fur

Lot:

39. Flower
40. Animal
41. Puppet
42. Wall Hanging
43. Other

Pom Pom Craft

Lot:

44. Animal
45. Ornament
46. Flower
47. Jewelry
48. Other

Paper Craft

Lot:

49. Animal
50. Flower
51. Decorations
52. Other

Yarn & String Craft

Lot:

53. Animal
54. Flower
55. Decoration
56. Other

Plastic, Plexiglass & Resin Craft

Lot:

57. Molded
58. Recycled
59. Plaque
60. Decoration
61. Figurine
62. Ornament
63. Jewelry
64. Other

Rock Craft

Lot:

65. Painted
66. Paperweight
67. Animal
68. People
69. Other

Bottle & Marble Craft

Lot:

70. Painted
71. Cut
72. Glued, 1 or more
73. Covered
74. Party Decorations
75. Other

Salvage Art

Lot:

76. Cans
77. Foam
78. Egg Cartons
79. Paper
80. Other

Shrink Art

Lot:

81. Ornamental
82. Jewelry
83. Other

Shell, Seed or Cone Craft

Lot:

84. Plaque
85. Animal
86. Decorations
87. Other

Wax Craft

Lot:

88. Candle
89. Figurine
90. Other

Seasonal Decoration

Lot:

91. Birthday
92. Holiday
93. Other

Miscellaneous

Lot:

94. Pin Cushion
95. Homemade soap
96. Doll Clothing
97. Macaroni Craft
98. Babysitting Kit
99. Other

CLASS K – Handicrafts Wooden Craft

Lot:

1. Toy
2. Animal
3. Carving
4. Plaque
5. Birdhouse or Feeder
6. Other

Metal Craft

Lot:

7. Sculpture
8. Hammering
9. Etching
10. Other

Leather Craft

Lot:

11. Purse
12. Hair Accessory
13. Clothing
14. Toy
15. Key ring
16. Belt
17. Album
18. Other

CLASS L - Other Collections

A collection must be 4 or more items, mount and describe on poster board, no larger than 2' x 3'

Lot:

1. Collection
2. Other

Writing

Lot:

3. Poem
4. Card
5. Short Story
6. Book
7. Other

Group Project

The entire group should have worked project. Judged on originality and workmanship.

Lot:

8. Needlework
9. Handcraft
10. Salvage
11. Nature
12. Other

CLASS M – Outdoor, Camping, & Science

All gatherings must be done by the Exhibitor

Lot:

- 1. Individual or group first aid kit
- 2. Exhibit of 4 different model fires, mount & label
- 3. 2 pieces of camping equipment from tin cans
- 4. Useful carved item from outdoor material
- 5. Knot board with 10 knots, mount & label
- 6. Weather instrument
- 7. Planetarium
- 8. Scientific display
- 9. 10 different leaves mount & label
- 10. 6 different coniferous tree cones display & label
- 11. 10 different shells display & label
- 12. 6 different insects, display & label
- 13. 6 different rocks display & label
- 14. 8 different bird feathers display & label
- 15. Headband with explanation card
- 16. Other

CLASS N – Heritage Arts

Open to all adults and youth members. Explanation must accompany the article

Lot:

- 1. Genealogy project, ie scrapbook, chart
- 2. Food project
- 3. Needlework project
- 4. Arts & Crafts project

CLASS O – Photography

All pictures must be mounted and ready to hang

Black & White

Lot:

- 1. Portrait
- 2. Nature
- 3. Animal
- 4. Group
- 5. Other

Color

Lot:

- 6. Portrait
- 2. Nature
- 3. Animal
- 4. Group
- 5. Other

DEPARTMENT 700 – FFA

Director in Charge – Rick Hanson

The National FFA Organization believes that livestock exhibition and judging competitions offer significant opportunities for the personal, social and career growth of its members. Participation in all competitive events requires the highest personal standards of ethics, integrity and fair play as called for in the FFA Code of Ethics. FFA members are expected to comply with the specific rules of each competition and to adhere to the National Show Ring Code of Ethics. Additionally, FFA does not condone or tolerate abuse or mistreatment of animals in any form in its activities, programs, or competitions. The organization actively supports the training and education of FFA members and advisors in the proper ethical behavior for livestock competitions and in the application of sound and humane principles of animal husbandry.

Rusty FinchSuperintendent
Dan EllwoodAsst. Superintendent
Jed OdenriderBeef
Bailey Dezellum.....Swine
Dan EllwoodSheep
Olivia Abbot.....Goats
Hannah Symond.....Horses
Matt Asplund.....Poultry and Rabbits
Jake JuchmusAgriculture Mechanics
Jed OdenriderHorticulture and Agronomy
Rusty FinchLivestock CDE
Hannah Symond.....Horse CDE
Matt Asplund.....Poultry CDE
Mariah JulsonGarden CDE
.....**Round Robin**
Dan Ellwood/Jed Odenrider...Tractor Operators CDE
Jason Hammerberg.....CDE Scoring Coordinator

GENERAL RULES FOR FFA EXHIBITORS CHAPTER NUMBERS

Cascade Chapter # 13000 Exhibitor #'s 13001-13999
Cashmere Chapter # 14000 Exhibitor #'s 14001-14999
Chelan Chapter # 15000 Exhibitor #'s 15001-15999
Eastmont Chapter # 16000 Exhibitor #'s 16001-16999
Manson Chapter # 20000 Exhibitor #'s 20001-20999
Waterville Chapter # 28000 Exhibitor #'s 28001-28999
Wenatchee Chapter # 29000 Exhibitor #'s 29001-29999
Number will be assigned to the other schools by the Superintendent

FFA Program of Events

(Subject to Change)

Wednesday

Livestock entries accepted from Noon – 8:00 pm
Mandatory horse meeting8:00 pm
Educational demonstration
registration9:00 pm
Turn in livestock forms... With animal
Barn closes...9:00 pm

Thursday – 4H First

Barns open...5:00 am
Horse gaming8:00 am
Horse exercise Before ...9:00 am
Barn duty begins10:00 am
Still Life judging10:00 am
Goat Type/Market judging ...9:00 am
Swine Type/Market judging ...9:00 am
Beef Type/Market judging12:30 pm
Sheep Type/Market judging ...1:00 pm
FFA demonstrations2-6:00 pm
English Equitation/Pleasure..... 1:00 pm
Poultry Fitting and Showing
Contest3:00 pm
Rabbit and Cavy Fitting and
Equine Trail Class.....3:00 pm
Gaming Horse Fitting &
Showing..4:00 pm
Rabbit and Cavy Fitting and
Showing Contest5:00 pm
Small Animal Round Robin to follow
Rabbit and Cavy.....6:00 pm
Barn duty ends8:00 pm
Barns close9:00 pm

Friday – FFA First

Barns open...5:00 am
4-H cleaning parking lots &
fairgrounds6-9:00 am
Horse exercise Before ...9:00 am
Barn duty begins10:00 am
Swine Fitting & Showing.....9:00 am
Goat Fitting & Showing.....9:00 am
Beef Fitting & Showing.....12:30 pm
Sheep Fitting & Showing.....1:00 pm
FFA demonstrations2-6:00 pm
Round Robin4:00 pm
*(1 hour following last species to
complete Fitting & Showing)*
Barn duty ends8:00 pm
Barns close10:00 pm

Saturday

Barns open...5:00 am
FFA cleaning parking lots &
fairgrounds6-9:00 am
Horse exercise Before ...9:00 am
Fur & Feather Auction...9:00 am
Livestock Auction...10:00 am
Barn duty begins10:00 am
FFA demonstrations2-6:00 pm
Poultry CDE.....3:00 pm
Horse Exercise4:30-5:30
Barn duty ends8:00 pm
Barns close10:00 pm

Sunday

Barns open...6:00 am
4-H & FFA cleaning parking lots &
fairgrounds6-9:00 am
Horse exercise Before ...9:00 am
Horse CDE9:30 am
Barn duty begins10:00 am
Garden CDE.....10-Noon
Tractor Driving CDE10-Noon
Livestock CDE12:30pm
Barn duty ends5:00 pm
Barns close5:00 pm
Animal hauled out.....6:00 pm
Commercial Haulers' load out first

1. Entries are open to all FFA members.
2. All FFA exhibitors are responsible to read and abide by the General Fair and Livestock rules for Fair Board regulations and instructions.
3. Each Exhibitor shall be enrolled in Agriculture Education in their respective school. Exhibits in agriculture mechanics, educational displays, home produced products, and plant mounts that were completed in the last school year are permitted. Seniors who graduated in the spring previous to the fair are permitted to exhibit their Supervised Agricultural Experience Project.
5. All exhibits must be entered by 9 p.m. Wednesday.
6. Each instructor shall be responsible for entering and arranging their respective exhibits.
7. Premium points and monies will be awarded to blue, red and white ribbon exhibits based on the Danish Point System or Group System.
8. No Exhibitor will be allowed to remove their exhibits, tack, or ribbons until 5 p.m. Sunday.
9. Exhibits in Horticulture, Agronomy and Vegetables must be homegrown or from the place upon which the Exhibitor resides, or from the farm from which the family's income is derived, or it may be part of the Exhibitor's Supervised Agricultural Experience
10. The Supervised Agricultural Experience Program is defined as a productive project, farm placement and/or improvement project, approved by the instructor.
11. Each Exhibitor is limited to one entry per lot subject to the following two exceptions:
 12. a. An Exhibitor is allowed to enter more than one variety or breed per lot where possible.
 13. b. An Exhibitor may enter more than one animal in Market Stock Classes (See special rules in Livestock).
14. All livestock, horses, rabbits and poultry must have been owned and in the care of Exhibitor on or before proper ownership dates (see livestock rules #10).
15. All market livestock must be tagged according to Fair Board guidelines (see livestock rules).
16. All exhibit tickets must have the Exhibitor's name and number in their proper place.
17. On Wednesday each club will post a barn duty schedule for their club for the duration of the Fair.
18. All exhibits must have proper quantity to qualify.
19. Each entry must have the correct variety or breed listed on exhibit tag in order to qualify.
20. Market stock eligible for the sale must meet weight requirements and receive a red or blue ribbon in Market Class..
21. Market sheep will be shorn a minimum of at least 30 days prior to the fair.
22. Misconduct and/or unbecoming behavior will not be tolerated during the fair. Violators will forfeit premium points and ribbons and be excused from the fair.
23. FFA Official dress for showing animals will be: dark jeans, collared shirt, FFA jacket, no hats. These will be considered as minimums. Jackets may be removed by the consent of the Judge.
24. If there are less than 5 animals in any class, the Judge will decide if champion ribbons will be awarded and if entry should be in round robin contest.
25. All stalls must be cleaned by 8 a.m. each morning and refuse disposed of, as directed by barn superintendent.
26. Exhibitors are to provide their own cleaning equipment.
27. All livestock exhibitors (except swine) must furnish water containers for their animals.
28. All stalls must be cleaned out by the end of the Fair by the exhibitor. Failure to do so may result in forfeiture of premium money.
29. All grooming, cleaning and caring for project animals will be done by the FFA member only.
30. Exercising of horses will be allowed only during these times: Before 9:00 a.m. on Thursday, Friday, Saturday and Sunday. As horses are allowed to be out until 4:30 p.m., there will be no evening exercise period on Thursday and Friday, however, you may exercise your horse during gaming at 6:30 p.m. If you choose to do so you must stay out until the games are completed and all horses return as a group. Exercise on Saturday afternoon will be from 4:30 p.m. to 5:30 p.m. All horses must be exercised daily (morning and evening). An authorized adult must be on the track any time horses are being exercised or being shown by youth. If you ride bareback at any time you must wear an approved helmet (ASTM/SET) regardless of rider's age.
31. Racing of a horse or careless handling of any animal during the Fair will result in loss of premium money and the animal and owner will be excused from the Fair.
32. All horses must have hay bags. NO BUCKETS. Empty hay bags must be removed, and also removed each evening at barn close.
33. Horses are to be ridden with a bridle at all times. Riders must wear boots at all times. Horses must be led from the barn to track area for classes and exercise. In no instance will the exhibitor be allowed to ride a horse outside of the track area. No double riders.
34. In no instance shall a horse be tied to any fence. Tie racks are provided.
35. Horses are not to be fed at tie racks, only in the stalls.
36. NOTE: Depending upon stall availability, livestock and horse stall decorating will be allowed Tuesday evening. However, the Director-In- Charge and/or Superintendent may require decorations to be moved, contingent on number of qualified animals entered Wednesday per club and/or chapter. All stall decorations must be completed prior to judging on Thursday.
37. Stickers will be awarded instead of ribbons in all Adult Open Exhibit Departments and FFA Still Life. Exhibitors have the option of exchanging their sticker for a ribbon on Sunday. Rosettes will be awarded in all departments.
38. Members performing Education Demonstrations must register with superintendent by Wednesday at 9:00 pm. Demonstration times will be assigned and a schedule posted. Demonstration must last a minimum of 10 minutes and not to exceed 15 minutes. Group demonstrations will be allowed.
39. Horse Barn Duty required until barn closes (9:00 pm – Thursday, 10:00 pm – Friday & Saturday)

CONTESTS

PREMIUM POINTS WILL BE AS FOLLOWS:
Blue – 20 Points, Red – 15 points, White – 10 Points

CLASS 1 – Career Development Events

Lot:

- | | |
|--------------------------|--|
| 1. Livestock CDE | Banners awarded to top three Chapters. |
| 2. Tractor Operators CDE | Banners awarded to top three Chapters. |
| 3. Garden CDE | Banners awarded to top three Chapters. |
| 4. Poultry CDE | Banners awarded to top three Chapters. |
| 5. Horse CDE | Banners awarded to top three Chapters |

Buckle Sponsored by Chelan FFA Alumni

BARN HERDSMANSHIP CONTEST:
SEE BARN HERDSMANSHIP SECTION
FOR RULES & SCORING

Overall Champion Horticulture Award

Rosette plus 100 points
Based on total points from Classes 2 ,3, 4

Overall Reserve Champion Horticulture Award

Rosette plus 50 points
Based on total points from Classes 2 ,3, 4

A Champion and Reserve Champion will be awarded
in Class 2, 3, 5, 6, 8, and 10 as awarded by the judges.

Class Champion Rosette plus 50 points.
Class Reserve Champion Rosette plus 30 points.

HORTICULTURE

CLASS 2 – Horticulture

Lot:

1. Apples (4)
 2. Berries (1 hallock)
 3. Grapes (1 bunch)
- Red 50; Blue 30; White 20*
4. Nuts (8)
 5. Other fruits (2)
 6. Peaches (4)
 7. Pears (4)
 8. Plums (8)
 9. Horticulture Display: container size 16"x24"x2" open tray
- Exhibit must contain 3 to 7 varieties labeled.
Limit 10 to a chapter.

CLASS 3 — Vegetables

Lot:

1. Beans (green or yellow) any variety, 10 pods
 2. Beets, any variety (4)
 3. Cabbage, any variety (1 head)
 4. Carrots, any variety (5)
 5. Cantaloupe or muskmelon, any variety (1)
 6. Cauliflower (1 head)
 7. Cherries ground (1 hallock)
 8. Sweet Corn, husk removed (5)
 9. Cucumbers, pickling, 1" - 2" (5)
 10. Cucumbers, pickling, 2"- 5" (5)
 11. Cucumbers, slicing, over 5" (3)
 12. Eggplant (1)
- Blue 50 Red 30 White 20*
13. Garlic bulbs (4)
 14. Horseradish, plate of 3
 15. Kohlrabi (3)
 16. Lettuce (1 head)
 17. Parsnips (5)
 18. Onions, dry, any variety (4)
 19. Peppers, sweet green (4)
 20. Peppers, ripe sweet (4)
 21. Peppers, small pungent (8)
 22. Potatoes, any variety (5)
 23. Pumpkin, any variety (1)
 24. Rhubarb (5 stalks)
 25. Rutabagas (4)

26. Squash, any variety (1)
27. Tomatoes, green (5)
28. Tomatoes, ripe (5)
29. Tomatoes, small preserve (10)
30. Turnips, any variety (4)
31. Watermelon, any variety (1)
32. Other
33. Vegetable Display: container size is 16"x24"x2". Exhibit must contain 3 to 7 varieties labeled. Limit 5 to a chapter.

CLASS 4 — Largest Fruit or Vegetable

Lot:

1. Largest apple (any variety) (1)
2. Largest squash (1)
3. Largest potato (1)
4. Largest pumpkin (1)
5. Novel Entry (1) — See Superintendent

CLASS 5 — Home Produced Products

Home produced products may give champions by lot if an adequate number of exhibits are entered as determined by the superintendent.

Student Produced. See Rule No. 9

Lot:

1. Honey, 2 combs
2. Honey, extracted (12-16 oz)
3. Honey one super
4. Bee, display case-only (1)
5. Canned fruit
6. Canned Vegetable
7. Eggs
8. Crafts
9. Art
10. Photography

CLASS 6 — Ornamental Horticulture

Fair management is not responsible for lost or broken containers.

Lot:

1. Cut flowers
2. Potted plants
3. Hanging baskets

4. Terrariums
 5. Floral arrangement
- Floral arrangements need not be grown by exhibitor. Can include dried fall arrangements, using flowers, weeds, seed pods, brush and grass. Material may be painted. Accessories are permitted.
- Blue 40; Red 20; White 10*
6. Ornamental Horticulture display: show 3 important skills learned - 16"x24"x2".

CLASS 7 — Landscape Exhibit

One per chapter

Points Allowed: 1000

CLASS 8 — Agronomy

See rules 21 - 26

Sheaves

Lot:

1. Grasses, any variety
2. Oats, any variety
3. Wheat, any variety
4. Barley, any variety
5. Rye, any variety
6. Others, any variety

Threshed Samples

Lot:

1. Beans, any variety
2. Legume seeds, any variety
3. Non-legume seeds, any variety
4. Barley, any variety
5. Peas, any variety
6. Oats, any variety
7. Wheat, any variety
8. Rye, any variety
9. Others, any variety

Plant Mounts

Blue 75; Red 50; White 25

10. Plant Mounts - Minimum of 10 per book or group

AGRICULTURE EDUCATION

CLASS 9 – Ag Mechanics

All projects brought to the Fair must be in complete and operable condition. This includes any safety devices and guards that will protect both you and the fair viewers.

Lot:	Blue	White	Red
1. Utility skills.....	15	10	5
2. Carpentry, small.....	25	10	5
3. Carpentry, medium.....	50	30	20
4. Carpentry, large.....	100	70	50
5. Small metal project.....	25	10	5
6. Medium metal project.....	50	30	20
7. Large metal project.....	100	70	50
8. Small engine reconditioning.....	80	60	40
9. Large engine reconditioning.....	120	90	70
10. Farm machinery reconditioning, small.....	50	30	20
11. Farm machinery reconditioning, medium.....	80	40	30
12. Farm machinery reconditioning, large.....	100	70	50
13. Small trailer.....	60	40	20
14. Large trailer.....	100	70	50
15. Welding Display Board (5 skill minimum).....	50	30	20

Champion Farm Shop - Rosette plus 100 points.

Reserve Champion Farm Shop - Rosette plus 50 points.

The superintendent has the right to enter proper lot numbers if not entered correctly.

CLASS 10 – Educational Display Board

Large size: 2 feet x 2 feet; Small size: 1 foot x 1 foot

Lot:	Blue	White	Red
1. Electrical panels, small.....	15	10	5
2. Electrical panels, large.....	30	20	10
3. Other displays, small.....	15	10	5
4. Other displays, large.....	30	20	10
5. Seed vials, 5 varieties or more.....	25	10	5
6. Soil samples, 5 vials or more.....	25	10	5
7. Agriculture proficiency.....	25	10	5
8. Landscape models.....	30	20	10
9. Posters.....	15	10	5
10. Educational Demonstrations.....	100	80	60

All display boards are to be produced by the student and are to be updated each year.

CLASS 11 – FITTING & SHOWING

PREMIUM POINTS WILL BE AS FOLLOWS: Blue 70; Red 30; White 15

Grand Champion - Rosette plus 100 points;

Reserve Champion - Rosette plus 50 points (in each lot)

- The dress for all FFA showing contests will be as follows: Dark jeans, collared shirt, FFA jacket, appropriate shoes and no hats.
- Each exhibitor is required to Fit and Show in at least one class of market livestock in order to collect any fair premiums, and to be eligible for the sale.
- Fitting and Showing is on Friday.
- Round Robin Fitting & Showing Contest to begin after all classes are finished.
- Grand Showman compete in Round Robin Contest.
- Grand Champion Poultry and Rabbit Showmen will participate in the Fur and Feather Round Robin (see 4-H Section 8)

Lot:

- Beef
- Sheep
- Swine
- Dairy
- Horse
- Poultry
- Rabbit
- Goat
- Market Goat Terminal

Chelan County Fair Agricultural Exhibit

1st -\$100

2nd -\$50

3rd- \$25

This exhibit is open to all FFA or 4H exhibitors at the Chelan County Fair. The goal of the Exhibit is to focus on agriculture in Chelan County.

Requirements of this Exhibit are:

- Topic must relate to agriculture in Chelan County
- Double spaced typed report covering theme of Exhibit
 - Attached to Exhibit.
 - No Exhibitor Name
- All displayed on 4' by 4' backboard

The object of this Exhibit is to tell the story of the agricultural industry in Chelan County.

Examples: Growing of food, Feed, or Livestock. Marketing of same, pruning, pests, propagation, breeding, fertilization, irrigation, or anything else pertaining to agriculture.

Basis for Scoring

Theme	50%
Exhibit Design	30%
Supporting Write-up.....	20%

Special Award Buckle Presented to the Overall Round Robin Winner

**Belt buckle provided by
Valley Feed Store
and 3B Saddlery**

2022 Chelan County Fair Sponsors

Rodeo Arena



Entertainment



Kids Zone



2022 Chelan County Fair Sponsors

Friends of the Fair

Ron & Linda Schmitt
Wenatchee Wild
Brian's Bulldog
Wok About Grill
Randy's Towing
Country Boys BBQ
Lytle Enterprises
Waste Management
Pape
Sunset Performance
Something Cathy

Ambassadors

Coastal Farm and Ranch

In-Kind

Swaboda Photography
Valley Feed Store
Linda Sasseen State
Farm Insurance
Ballard Ambulance
Valley Tractor
Marson & Marson
Albertsons
Liberty Orchards
Local Tel
Chipman Construction

Fred Meyers
All Season Rentals
Grocery Outlet
Safeway
URM
Cash & Carry Wenatchee
Crunch Pak
H2O Connections NW

DEPARTMENT 800 – 4-H

Program of 4-H Events -- Subject to Change

Wednesday - Entry Day

12 – 8:00 pm	Livestock entries accepted with Livestock
12 – 8:00 pm	Horse entries accepted
12 – 8:00 pm	Still Life accepted in 4-H Building
8:00 pm	Mandatory Horse Meeting – Leaders, Members, Parents –Horse Arena
9:00 pm	All entries must be in place

Thursday

5:00 am	Barns Open
8:00 am	Horse Gaming
9:00 am	Equine Judging
9:00 am	Knowledge Bowl –Pavilion (<i>Check for times</i>)
9:00 am	Swine/Type Market Judging
9:00 am	Goat/Type Market Judging
10:00 am	Equine Showmanship and Halter
12:30 pm	Beef/Type Market Judging
1:00 pm	Sheep/Type Market Judging
1:00 pm	English Equitation/Pleasure
3:00 pm	Poultry Fitting and Showing Contest
3:00 pm	Equine Trail Class
4:00pm	Gaming Horse Fitting & Showing-Show Arena
4:00 pm	Demonstrations up until 8:00 pm
5:00 pm	Rabbit and Cavy Fitting and Showing Contest
6:00 pm	Small Animal Round Robin to follow Rabbit and Cavy
9:00 pm	All exhibit buildings close

Friday

5:00 am	Barns Open
6-9:00 am	4-H cleaning parking lots & fairgrounds
10:00 am	Knowledge Bowl - Pavilion (<i>Check for times</i>)
10:00 am	Equine Western, Bareback, Working Pairs Equitation/Pleasure
9:00 am	Swine Fitting & Showing
9:00 am	Goat Fitting & Showing
10:00 am	Dog Fitting & Showing
12:30 pm	Beef Fitting & Showing
1:00 pm	Sheep Fitting & Showing
1:00 pm	Foods Contests in 4-H Building
1:00 pm	Youth Obedience Dog Judging
1:00 pm	Dog Rally Classes
1:30 pm	Dog Rally Judging
3:00 pm	Dog Grooming Squad
3:00 pm	Dog Quiz Bowl
4:00 pm	Round Robin Fitting and Showing
4:00 pm	4-H Demonstrations up until 8:00 pm
5:00 pm	Dog Tricks
6:00 pm	Dogs go home
10:00 pm	All exhibit buildings close

Saturday

6-9:00 am	FFA cleaning parking lots & fairgrounds
9:00 am	Fur and Feathers Auction
10:00 am	Knowledge Bowl –Pavilion (<i>Check for times</i>)
10 :00 am	Dog Obedience Classes
10:00 am	Demonstrations begin as listed on schedule - posted in 4-H Building, up until 8:00 pm
10:00 am	Market Livestock Sale
1: 00 pm	Equine Costume Class
1:00 pm	Dog Groom Squad
2:00 pm	Equine Groom Squad Contest
2:00 pm	Rabbit Judging Contest
4:00 pm	Dog Tricks
3:00 pm	Poultry Judging Contest
10:00 pm	All exhibit buildings close

Sunday

5:00 am	Barns Open
6-9:00 am	4-H & FFA cleaning parking lots & fairgrounds
9:30 am	Horse Judging Contest
9:30 am	Dog Agility Exhibition
10:00 am	Knowledge Bowl –Pavilion (<i>Check for times</i>)
10:00 am	Demonstrations begin as listed on schedule posted in 4-H Building, until 4 pm
10:00 am	Dog Agility Judging
11:00 am	Livestock Judging Contest
1:30 pm	Dog Tunnels & Jumpers Judging
2:00 pm	Pet Talent and Costume Show
3:00 pm	Style Show-Main Stage
3:00 pm	Dog Item Judging
4:00 pm	Dog Costume Judging
5:00 pm	Fair Closes – Still life exhibits may not be removed from fair before this time.

Animals removed @ 6:00 pm

**All 4-H Entries will be
judged on the Danish System.**

GENERAL RULES FOR ALL 4-H ANIMAL EXHIBITS

A 4-H member must fit and show one animal in each type of animal he/she is exhibiting at Fair, for instance, one rabbit and one sheep. Failure to do so will result in the elimination of all premium points for that animal. They will not be able to sell an animal that they do not Fit and Show. Members will only be allowed to Fit/Show one animal per species.

STALL RESERVATIONS AND DEADLINES

On or before July 31 each 4-H Club Leader must send to the Fair Office a written list of the number of stalls or cages that will be needed for their club. The fee for stalls and cages is as follows:

All large animals: Market and Breeding Sheep, Market and Breeding Swine, Market and Breeding Beef, Goats and specialty animals will be assessed a \$16.00 per non-refundable entry fee. Horses are \$12.00 per head.

All small animals: Poultry, rabbits, cavy, rodents, dogs and other small specialty animals will be assessed a \$1.00 fee per cage non-refundable entry fee. This fee will be assessed to the 4-H clubs from which the animals were exhibited. **Space for animals is not guaranteed after July 31. Check in with Superintendent for Barn Duty.**

Entry forms for large animals and entry cards for small animals and related contests (fitting and showing, judging,) must be turned in to the 4-H Office by August 15. Club leaders are responsible for seeing that this deadline is met. Exhibits are limited to 2 per lot.

1. Each exhibitor shall have owned and cared for the animal(s) exhibited since June 1 of the current year. The exceptions are market beef (March 1) or birds or animals born after June 1 and raised from birth by the member.
2. All animals must be entered at the Fair between the hours of 12 noon and 8 pm on Entry Day, Wednesday before fair. Small animals will be vet checked at the Fur and Feather

Barn prior to entry. Large animals will be vet checked and weighed (Market Livestock only) at the Livestock Gate. 4-H will comply with "Livestock Rules for Exhibitors" which are listed in the front of this book.

3. Veterinarian may eliminate any animal from the Fair if not in show condition.
4. If a 4-H exhibitor cannot be excused from school on Entry Day, the animal can be entered, fed and watered by another 4-H member until after school.
5. Livestock and horse barns will be sprayed and ready for decorations by 2 pm on Tuesday. All stall decorations must be completed prior to judging on Thursday.
6. Exhibitors are responsible for the feeding, watering, handling, tacking and stall/pen cleaning of their animal during Fair. Any 4-H or FFA member may assist another youth member, if needed. Parents may not assist exhibitors!
7. Exhibitors must provide watering cans, buckets or troughs for their animal.
8. Exhibitors must provide hay for their own livestock. Hay must be stored outside of the barn area, not in tack stalls.
9. All tack (including wheelbarrows) must be stored in designated tack stalls/areas or in the camping area. Absolutely no tack allowed in the aisles!
10. Pens must be cleaned by 8:00 am each morning and the refuse disposed of as directed by the barn superintendents. No one will be admitted to the barns prior to 5 am each day. At the end of Fair, all stalls and pens must be cleaned out by the exhibitor. Failure to do so will result in forfeiture of premium money.
11. Wash racks will be available for grooming animals. Bring your own wash supplies. **FAILURE TO ABIDE BY THE RULES OF 4-H AND OF THE FAIR BY ANY MEMBER OR CLUB WILL** Age groups according to October 1st, 2018, Cloverbud: 5-7 years old, Junior: 8-10 years old, Intermediate: 11-13 years old, Senior: 14-18 years old.

ADDITIONAL LIVESTOCK RULES

(Refer to General Animals Rules)

1. **4-H members who are exhibiting Market Animals (beef, sheep, swine, and meat goats) must turn in a Producer Affidavit and Market Health Record for their animal at weigh-in. This is a Chelan County Fair rule as well as a 4-H rule! All Market Beef exhibitors must also submit a signed feed affidavit.**
2. All Market Animals will be weighed as they are unloaded from the truck. This weight will be the sale weight. No pencil shrinkage will be assessed. All market animals' minimum/maximum weights are shown in the Livestock Rules for Exhibitors page at the front of the premium book. The owner of animals that do not meet these weight requirements will have the choice of taking the animal home or showing in a non-market class. These weights are set by the meat packers. The floor buyer will not accept overweight sheep or swine above 310. They must be sold to private buyers only.
3. A member may only sell one market animal (beef, sheep, swine, or goat) through the auction.
4. A 4-H member must show their own animals in all classes, except where more than one animal is entered in a class. Additional animals may then be shown by another 4-H member who is in the same project. An exhibitor is allowed to show stock only in the project in which he is enrolled.
5. Sheep must be shorn 30 days prior to Fair.
6. **All sheep over 18 months of age (ewes, lambs, and wethers), all sexually intact sheep (rams and ewes including ewe lambs under 18 months of ages), and all sexually intact goats (bucks and does) going to a show, demonstration, or exhibition must have official identification.** Official identification for sheep is defined as 1) USDA issued ear tags with assigned flock identification number and individual animal serial number, 2) Legible ear tattoos with USDA assigned flock identification number and individual animal serial number (tattoo); 3) Ear tags and/or legible ear tattoo resulting from current active registration in the USDA Voluntary Scrapie Flock Certification Program.
7. 4-H youth may show unaltered male breeding animals of the following ages: Beef bulls-born in current 4-H year, Rams- under 24 months, Swine Boars-under 6 months, Buck goats-under 6 months, Yearling equines-under 12 months, Llamas/Alpacas-under 24 months.

8. Horned animal rules: 1. Market steers must be polled or dehorned; healed or re-growth must be approved by the Superintendent. Horned breeding animals must have the horn tips covered as a safety precaution. 2. Horned non-dairy goats or sheep may be exhibited in 4-H showmanship/fitting and showing classes where animals are not exchanged between youth in the show ring. For a horned animal to be exhibited it must have its horn tips being covered. If the sheep or non-dairy goat has scurs (horn regrowth), these scurs cannot exceed 1" in length without the horn tips being covered. Non dairy horned goats and

sheep may be shown in market and breeding classes but they must have horn tips covered as a safety precaution. 3. No dairy animals with horns are permitted except in the Junior Heifer Calf Class. The definition of horns includes "scurs", "nubbing", or "stubs" that extend more than one inch beyond the skin. 4. No horned dairy goat animals are allowed.

4-H LIVESTOCK QUALITY STATEMENT

The use of illegal drugs and/or the improper use of animal health products or foreign substances will not be tolerated in the Washington State 4-H Youth Development Program. Extension personnel, 4-H volunteers, families, youth and fair/show officials have a legal and moral obligation not to misuse these products. We have the responsibility to tell others not to use these substances and to report those who do use any illegal substance.

HORSE RULES

(Refer to General Animals Rules)

All 4-H Horse participants, parents and leaders are required to attend the Special Horse Meeting on Entry Night, Wednesday, September 6 at 8 pm, location to be announced. All Horse Classes will be conducted according to the 4-H Horse Contest Guide (PNW574, Revised August 2015).

1. 4-H members in a horse project must complete Levels 1 & 2 in state advancement program and must attend two of the Bi-County 4-H horse shows per discipline (performance or gaming) or one Bi-County 4-H horse show and one 4-H horse camp/clinic before they may participate at Fair.
2. All horse stalls must pass the superintendent inspection before removing the horse from the fairgrounds.
3. All horses should arrive at fair in show condition: Washed, clipped and trimmed.
4. Horses will be exercised only during these times: 8am-9 am, and 6pm – 7pm daily. Every horse must be exercised two times daily. An authorized adult must be on the track or at the arena, any time horses are exercised or being shown by a youth.
5. A 4-H horse member may have only one performance and/or one gaming horse at fair.
6. Racing of a horse or careless handling of any animal during the Fair will result in loss of premium money and the ani-

mal and owner will be excused from the Fair.

7. All horses must have hay bags. Empty bags must be removed. All exhibitors must furnish water containers for their horses.
8. Horses are to be ridden with a bridle at all times. Riders must wear boots at all times. Horses must be led from the barn to 4-H arena for classes and exercise. In no instance will the exhibitor be allowed to ride a horse outside of the 4-H arena area. No double riders.
9. Horses may not be tied to any fence.
10. 4-H members are required to wear helmets when mounted.
11. Members may ride both English and Western lots.
12. Absolutely no coaching from the rails.
13. 4-H Walk/Trot is intended for combinations of beginning riders and/or horses. Challenges to entries will be accepted at the 4-H Office at Fair (in writing) and will be decided by the Horse Program Leaders.

WESTERN GAME RULES

1. Exhibitors may be asked to submit to a close inspection before any event. The close inspection provides the show management an opportunity to examine the tack & equipment being used by the 4-H member. Exhibitors failing the close inspection will not be allowed to make their scheduled run in that event.
2. Riders may hold onto the saddle horn. Two hands may be used on the reins, & hands may be changed. 4-H members must wear their exhibitor number on their back or both sides of their horse at all times while mounted.
3. Standard 4-H western clothing must be worn. Belts are optional.
4. Required equipment includes; Western saddle with a saddle horn, throat latch on the bridle, roping or single piece Reins, and breast collar.
5. Optional equipment includes; Running martingales with rein stops, tied downs attached to a breast collar, nosebands, draw reins, splint boots, bell boots, or bandages, mechanical hackamores, gag bits, whips under 36 inches, bats or quirts.
6. Equipment NOT allowed; Mecate reins, tied split reins, or buckled reins.
7. Riders are considered mounted when their knee is over the center line of the horse's back. Riders must remain mounted until the judges final acknowledgement.
8. Re-rides are run after the last rider in that event. Penalties due not carry over from the original ride. Acceptable reasons for re-rides include; Timing devices failure, course obstruction as determined by the judge, or the course is measured incorrectly. Unacceptable reasons for re-rides include; horses or rider damage to the arena equipment, failure to tack or participant's equipment, or horse or rider accident or injury.
9. Riders MUST acknowledge the judge before starting & after completing the course.
10. Coaching as defined by show management & at the judge's discretion is not allowed. It is inappropriate for ring help, announcer, timer, ect., to coach, encourage, or comment to or about exhibitors on the course.
11. There will be a 5 second penalty for each stake, pole, barrel, or small container knocked down. Intentionally righting a pole or barrel is allowed with no penalty.
12. Disqualifications include: failure to enter the arena mounted, entering the arena with the assistance of anyone other than another mounted 4-H member, failure to cross the start line within 60 seconds from the time to gate opens, upsetting the start-finish markers, crossing the start-finish line outside of the start-finish line markers, crossing the start-finish line (breaking the barrier) with any part of the horse or rider (outside of the customary start and finish), fun-outs, refusals (a balk is not considered a refusal if the horse finally finishes the course correctly), leaving the course, failure to follow the pattern for the event, passing any obstacle completely on the wrong side, circling any obstacle while on course (except flag races & other container events), failure to keep all four feet of the horse from crossing a lane line at the same time, failure to keep all four feet of the horse inside the run-out box, a horse being unruly or out of control, spurring or striking the horse in front of the cinch, striking the horse with arena equipment, using rubber bands or anything else to anchor the rider to the horse or saddle, failure to acknowledge the judge before and or after the run.
13. Show management or the judge may disqualify a rider for unsportsmanlike conduct, profanity, unnecessary roughness abusing the horse, or disorderly conduct of any kind. The judge may also disqualify an unmanageable horse for reasons of safety or the exhibitor's inability to handle or control the horse.
14. Please refer to Pacific Northwest Horse Contest Guide for more information.

BARN DUTY REQUIREMENTS FOR ALL 4-H ANIMALS

The primary purpose of Barn Duty is to safeguard the animals, the fair going public, and the tack and equipment left in the barns. Because the needs of each barn are different, the following minimum guidelines have been established:

HORSE

A responsible adult must be present in each Horse Barn during all regular fair hours. During horse showing, all 4-H horse club members should be at the Horse Arena unless they are participating in another contest or showing another animal. Club members, even those without horses, are encouraged to watch, assist, and cheer-on their fellow members. The same philosophy applies to all animal showing.

For this reason, Barn Duty in each Horse Barn will be assigned by Club in the following manner: Each club will be assigned a block of time during which their club will provide the "responsible adult". **The adult is not to perform herdsmanhip at any time.** This means no adult may clean a stall at any time – **no exceptions.** Herdsmanhip is the responsibility of the child. Club members are still responsible for taking care of their own horse, according to the Herdsmanhip guidelines. The adult on Barn Duty is responsible for the safety of the horses, the public, and the tack. In the evening and on weekends when the barns are crowded, each club will provide one adult. Times will be established after the stall assignments are made. Barn Superintendents may allow small clubs to make arrangements with a neighbor.

ALL OTHER ANIMALS

Club members will sign-up for Barn Duty on rosters provided by the Superintendents in each Building. Clubs are expected to work cooperatively to see that herdsmanhip requirements are met. This may mean that club members on Barn Duty will have to care for neighboring animals and exhibition space. Again, the goal is to safeguard the animal and the public while allowing club members to exhibit their animals and watch other club members do the same. However, in no case will herdsmanhip be done by any adults.

Age groups according to October 1st, 2018:

Cloverbud: 5-7 years old

Junior: 8-10 years old

Intermediate: 11-13 years old

Senior: 14-18 years old

**CHELAN COUNTY
4-H LEADERS'
COUNCIL OFFICERS**

President.....Emily Zimmerman
Vice President
Secretary Linda Simon
TreasurerKatrina Bell-Lynch

ANIMAL EXHIBITORS

What you must do at Fair:

- Fitting and Showing
- Herdsmanship
- Barn Duty

What you should also do at Fair:

- Poster or Educational Display
- Demonstration
- Judging Contest
- Knowledge Bowl

SUPERINTENDENTS

Superintendents are responsible for correct registration and
for obtaining judges and clerks

Section 1 Demonstrations
Section 2 Bowl Competitions
Section 3 Groom Squad Horse
Section 4 High Point Contest
Section 5 Judging Contests
Section 6 Food Contests
Section 7 Clothing Contests
Section 8 Fitting and Showing
Section 9 Barn Herdsmanship
Section 10 Educational Posters
Section 11 Dog Project
Section 120 Goat
Section 121 Beef
Section 122 Sheep
Section 123 Swine
Section 124 Horse
Section 125 Poultry
Section 126 Rabbit
Section 133 Cavy
Section 211 Creative Art
Section 212 Leatherwork
Section 213 Photography
Section 321 Clothing
Section 323 Needlework
Section 332 Food
Section 411 Rocketry
Section 421 Bicycle
Section 431 Computer
Section 452 Recycling
Section 440 Welding
Section 511 Natural Resources
Section 512 Shooting Sports
Section 611 Flower Gardening
Section 612 Vegetable Gardening
Section 632 Entomolog
Section 633 Weeds

Michelle.Lain

Heidi Swoboda/Nikki
Ramirez Brenda.Baldwin
Same as Exhibits

Margaret Viebrock
Bonnie & Grant

Leon.Grant
Pat.Putman
Katrina Bell-Lynch

Katrina Bell-Lynch

Heidi Swoboda/Nikki
Ramirez Michelle Lain

Bonnie Grant
Bonnie Grant
Bonnie Grant
Margaret Viebrock

Mcklp"Tkdlng
Mcklp"Tkdlng
Mcklp"Tkdlng

**DEPARTMENT 801 –
DEMONSTRATIONS**

Sign up prior to fair with the 4-H office.

Points Allowed:

Blue 50; Red 40; White 30

Group

C. Cloverbud

(Participation Only)

1. Junior
2. Intermediate
3. Senior

CLASS

Lot:

- a. Animal Science
- b. Horse
- c. Family Living
- d. General category – projects not listed above

DEPARTMENT 802 – BOWL COMPETITION

Written quiz for all classes except #1 will be given in the 4-H building any
time between 8:00 am Thursday and 5:00 pm Sunday.

The Horse Bowl Quiz will be given in the Horse Barn

Friday and Saturday 3 pm – 9 pm.

Points Allowed: Blue-40; Red-30; White-20

Group

C. Cloverbud

(Participation Only)

1. Junior
2. Intermediate
3. Senior

CLASS

Lot:

- | | | |
|-------------------|-----------------------|------------------|
| 4. Horse | 14. Sewing | 24. Welding |
| 5. Rabbit | 15. Creative Arts | 25. Alpaca/Llama |
| 6. Poultry | 16. Food Preservation | 26. Shotgun |
| 7. Cavy | 17. Rifles | 27. Pistol |
| 8. Sheep | 18. Government | 28. Muzzle |
| 9. Goat | 19. Photography | 29. Hunting |
| 10. Swine | 20. Food & Nutrition | 30. Archery |
| 11. Cattle | 21. Woodworking | 31. Dog |
| 12. Small Engines | 22. Entomology | 32. Leadership |
| 13. Gardening | 23. Bees/Keeping | 33. Vet Science |

DEPARTMENT 803 – GROOM SQUAD

Points allowed: Blue 40; Red 30; White 20

CLASS

Horse – Saturday 10 am

Rules for Horse Groom Squad

1. Open to all members enrolled in the horse project and is judged according to State Fair Pub. #61
2. A team will consist of 3-4 members; 1 will take the written test; 1 will hold the horse; 1 will show the horse. Team will consist of one, but not more than 2 seniors, 1-2 intermediates and 1-2 juniors. Teams will be posted prior to class.
3. Horses will be provided. Each team must furnish own grooming supplies as per State Fair Publication #61, Horse Groom Squad
4. One member other than the showmanship handler will complete a written test.

Lot:

1. Junior
2. Intermediate
3. Senior
4. Mixed Team

DEPARTMENT 804 – HIGH POINT CONTEST

High Point Awards are given to encourage conscientious herdsman-ship, the practice of outstanding project knowledge, animal handling, public speaking, and good sportsmanship. Since premium points are earned by the contestants in each of the required participation areas, no premium points will be awarded for this contest. Winners will be recognized with plaques or rosettes at the “Bi-County Achievement Program”. High point awards are scored by participation in the following areas:

- * Demonstration – actual score received on Chelan County Demonstration Day
- * Education Displays in the 4-H Building (Section 10)
- * Judging Contest (Section 5) - percentage score received from Judging Contest if applicable
- * Contest (if applicable)
- * Fitting and Showing Contest if applicable
- * Herdsmanship (Section 9) if applicable
- * Barn Duty (it will be noted whether or not participant has completed Barn Duty)
- * Knowledge Bowl Competition (section 2) – percentage score or actual score received from the tests

As public speaking is a skill, scores will be used for any type of demonstration that is given, no matter the project. However, participant must be enrolled in the project in which the demonstration given. Actual or percentage scores of Demonstrations, Judging Contest, and Bowl Competitions shall be used. In the event of a tie, the actual scores for demonstrations, judging, and knowledge bowl shall be used.

For Fitting and Showing Contest, Educational Displays, and Herdsmanship, participants will earn the following points towards the contest: Red-40; Blue-50; Reserve-55; Grand-60. Contestants qualify for High Point when they receive a combination of blues and reds. High Point participants must earn at least one blue ribbon, or 90% or above. For each project/species entered in High Point, contestants are required to participate in each of the contests/classes as listed above as long as the contest is offered. Failure to carry out Barn Duty is an automatic disqualification. If a contest or competition is not offered, points will be prorated appropriately.

Group

1. Junior
2. Intermediate
3. Senior

CLASS

Lot:

1. Horse
2. Rabbit
3. Swine

4. Sheep
5. Cattle
6. Goat
7. Poultry
8. Cavy
9. Alpaca/Llama
10. Bees/Beekeeping
11. Dog
12. Cat
13. Sewing

14. Clothing
15. Creative Arts
16. Food Preservation
17. Food Nutrition
18. Shooting Sports
19. Gardening
20. Photography
21. Vet Science
22. Small Gas Engines
23. Leadership
24. Welding

DEPARTMENT 805 – JUDGING CONTESTS

Check with Barn Superintendent for times of contests

Any contestant found conferring with anyone during the contest, except by permission of the person in charge, shall be disqualified. Contest will be held when 5 contestants are registered. These scores will be used to calculate the winners of county judging awards. Contestants **must** stay through oral reasons. Points Allowed:

Blue 40; Red 30; White 20

CLASS

1. **Horse** – Horse judging will be combined with and coordinated by FFA
2. **Livestock** – Each contestant shall place, according to his best judgment, one or more classes of swine, sheep, goat and beef cattle. Four animals shall constitute a class. Written reasons shall be given on classes designated.

3. **Rabbit/Cavy** – Each contestant shall place, according to his best judgment, one or more classes of rabbits. A short clinic on rabbit judging will be given prior to this contest.
4. **Poultry** – Each contestant shall judge the following classes: Layer, fryer, pullet; Breed I.D.; Egg grading; Whole body grading; piece grading
5. **Dairy Goat Milking Contest** – Milking contest will be held only if there are enough 4-H participants and time allows. Check barn for posted times.

Lot:

- C. Cloverbud
1. Junior
2. Intermediate
3. Senior

DEPARTMENT 806 – FITTING AND SHOWING CONTESTS

4-H Fitting and Showing Contests are open to 4-H members only.

THE 4-H EXHIBITOR MUST FIT AND SHOW ONE ANIMAL OF EACH TYPE EXHIBITED. I.E. ONE RABBIT, ONE SHEEP, ETC., IF A CONTEST IS OFFERED FOR THAT ANIMAL. FAILURE TO DO SO WILL RESULT IN FORFEITURE OF ALL PREMIUMS FOR THAT ANIMAL.

Open to exhibitors in 4-H Animal Science Division Only. The purpose of the contest is to create more interest in, and a better knowledge of proper fitting, training, and showing of the project animal. Entries in Classes 1-10 must be turned in to 4-H Office by August 15.

BASIS OF AWARDS:

Preparation for Showing – 40 points

1. Condition of feet/horns/coat
2. Cleanliness and grooming
 - a. Cattle, swine, sheep, poultry, and rabbit: coat is free from scurf and dirt; score down for excess oil and use of objectionable materials.
 - b. Sheep: fleece free from briars, chaff, dung lock, etc.; preparation of fleece in accordance to breed standards.

Showing of Animal – 80 points

1. Control of animal by exhibitor
2. Poise of exhibitor
3. Skill in showing includes:
 - a. Continuous attention
 - b. Keeping the animal placed to best advantage
 - c. Ability to move and stand the animal as requested by the judge.

The Club Member – 20 points

1. Be neat, clean, properly dressed, attentive and courteous.

Points Allowed: Blue 70; Red 50; White 30

Grand Champion Showman-rossette plus 100 points

Reserve Champion Showman-rossette plus 75 points

CLASS

- | | |
|----------------------|----------|
| 1. Performance Horse | 12. Cavy |
| 2. Gaming Horse | 13. Dogs |
| 3. Beef | 14. Cat |
| 4. Sheep | |
| 5. Dairy | |
| 6. Swine | |
| 7. Poultry | |
| 8. Rabbit | |
| 9. Market Goat | |
| 10. Barnyard Goat | |
| 11. Llama/Alpaca | |

Round Robin – Friday – Grand Champions

Lot:

- C. Cloverbud
 1. Juniors
 2. Intermediates
 3. Seniors

DEPARTMENT 807 – FOOD AND NUTRITION

The following contests are open to 4-H members enrolled in Foods and Nutrition projects. All activities open to Junior, Intermediate and Senior foods project members unless indicated otherwise. Contact WSU Extension for general requirements, worksheets and scorecards. Guidelines are sent to all project members and leaders in July. Points Allowed: Blue 50; Red 35; White 20

CLASS 1 - 4-H Food & Nutrition Contests

The following contests are open to 4-H members who are enrolled in Foods and Nutrition projects. All activities open to Junior, Intermediate and Senior foods project members unless indicated otherwise. Contact WSU Extension for general requirements, worksheets and scorecards. Call 745-8531 for guidelines. All contests are held Thursday of the Chelan County Fair.

CLASS 2 - Food For All Occasions

Food prepared and served may be appetizer, snack, dessert, traditional meal or favorite food. Total cost of food not to exceed \$10.00 per person. Ask for general requirements and worksheet from Extension Office. Contestants will be expected to know nutritional value of food and safe food handling information.

Points Allowed: Blue 50; Red 35; White 20

- Lot:** Individual - Maximum contest time 2 hours; serve 2 guests, judge and self.
2. Team - Maximum contest time 2 hours; serve 3 guests, judge and team.
 3. Individual - Maximum contest time 3 hours; serve 2 guests, judge and self.
 4. Team - Maximum contest time 3 hours; serve 3 guests, judge and team.

CLASS 3 - Lunch On The Go Activity

Contestant will prepare a lunch to be eaten with the judge. Preparation should demonstrate food and kitchen safety and appropriate preparation skills. Consider how/where the lunch will be stored prior to eating, where it will be eaten and good food safety practices. Time limit is 45 minutes including clean up and judge's interview.

Points Allowed: Blue 30; Red 20; White 10

Lot:

1. Lunch on the Go

CLASS 4 - Quick To Fix Meal Activity

Contestant will make a simple meal that is easy to prepare using basic preparation skills. Contestant may not enter this activity and Foods for All Occasions too. Time limit for this activity is 1 hour, including clean-up and judge's interview. Blue Red White

Points Allowed: Blue 30; Red 20; White 10

Lot:

1. Quick to Fix Meal

CLASS 5 - Favorite Food Activity

Contestant will prepare their favorite food. The food prepared should depend on the skill level and ability of the exhibitor. Junior time limit: 1 hour; Intermediate and Senior time limit a maximum of three hours.

Points Allowed: Blue 30; Red 20; White 10

Lot:

1. Favorite Food Activity

CLASS 6 - Bread Activity

Contestants will prepare a yeast or quick bread product. The judge and contestant will taste the finished product.

Points Allowed: Blue 50; Red 35; White 20

Lot:

1. Yeast breads - Maximum contest time 3 hours.
2. Quick breads - Maximum contest time 2 hours.

CLASS 7 - Food Preservation

Contestants may demonstrate canning or freezing. Contestants must be enrolled in a food preservation project. Blue Red White

Points Allowed: Blue 50; Red 35; White 20

Lot:

1. Canning - Maximum contest time - 3 hours
2. Freezing - Maximum contest time - 2 hours

CLASS 8 - Foods of the Pacific Northwest

Contestants will bring an educational display and prepare a dish which features an agricultural product produced in the Pacific Northwest. The judge and the contestant will taste the food. Contestant must be prepared to discuss with the judge the preparation and quality of the food product, the educational display, and nutritional, historical and cultural aspects of the agricultural product used in the activity.

Points Allowed: Blue 50; Red 35; White 20

Lot:

1. Food of the PNW

CLASS 9 - Junior Food Activities

These activities are for 4-H members enrolled in a foods project and in the third, fourth or fifth grade as of January 1 of current year. Members may enter Lots 1 and/or 2.

Points Allowed: Blue 30; Red 20; White 10

Lot:

1. LET'S COOK - Member will prepare and serve a simple refreshment (nutritious snack) and beverage within a one-hour time limit. Contestants will serve the judge, one invited guest and themselves. Member will fill out the "Let's Cook Worksheet" and give to the judge before beginning the contest. Member must be prepared to tell why the snack was selected and know the basic food groups.
2. LET'S BAKE - Member can prepare any quick bread product that can be prepared and served with an hour such as muffins, biscuits, waffles or pancakes. Member must participate as an individual and will serve the judge and themselves. Member will fill out the "Let's Bake Worksheet" and give to the judge before the contest starts.

DEPARTMENT 808 – CLOTHING CONTESTS

CLASS 1 - Clothing

Points Allowed: Blue 50; Red 40; White 30

Pre-registration prior to the Fair is necessary. The contest will be scheduled during Fair time. Participants bring their own sewing machine and sewing/pressing equipment and make a simple project in 2 hours or less. Participants need to prepare a verbal explanation for the judge and the public concerning what they are making, the time-saving techniques used, why the fabric and fiber content was selected, etc. Contestants are expected to work independently and will model their garment for the judge when finished.

CLASS 2 - Style Show

Points Allowed: Blue 60; Red 40; White 30

Grand-rosette plus 50 points;

Reserve Grand Champion- rosette plus 30 points

The Style Show activity is for 4-H members enrolled in a clothing, knitting, or crochet project. The Style Show showcases contestants in the Fashion Revue project and the Creative Consumers of Fashion activity. Participants will bring a personal data sheet form, style show commentary form and participate in interview judging. Forms are due on Fair Entry Day (Wednesday)

SCHEDULE:

- * Sunday, 2:00 pm – Appearance of outfit Judging in the 4-H Building
- * Sunday, 3:00 pm – Style Show and Modeling Judging in the Entertainment Center

Participants must participate in the Appearance of Outfit, Style Show and Modeling Judging in order to receive ribbons and premium points. Awarding of ribbons will take place at the Style Show. Grand and Reserve rosettes may be given at the discretion of the judges, to the top blue ribbon entries in each lot. Style Show Rules: Participants must sign up with the Chelan/Douglas 4-H office by August 15. Garments modeled in the Style Show must be entered as exhibits in Clothing or Knitting & Crochet Classes. Garments are to be returned to the clothing exhibit area immediately following the Style Show.

CLASS 3 - Creative Consumers of Fashion

The Creative Consumers of Fashion Activity is open to all members enrolled in clothing projects. The outfit entered in Creative Consumers of Fashion may consist of garments and accessories purchased, remodeled/recycled by the contestant or part of an existing wardrobe. The activity is designed as a fun learning experience for youth to showcase their clothing and textile knowledge and their creative consumer skills. 4-Hers will select an outfit, articulate the consumer decisions made in the selection and model it for a judge. The activity highlights consumer knowledge, making clothing choices, and communication of self through clothing. Member may enter one outfit. Creative Consumers of Fashion activity includes two parts- one is interview judging and the other is modeling in the Fair Style Show. Participants must sign up with the Chelan/Douglas 4-H office. (509) 667-6540. Contestants shall bring a completed Creative Consumers of Fashion Activity Data Sheet and a typed Style Show Commentary with them on Fair Entry Day. Members need to schedule an interview judging time on Fair Entry Day.

Points Allowed: Blue-70; Red-50; White-30;

Grand Champion-rosette, plus 30 points;

Reserve Grand Champion-rosette, plus 20 points.

Grand and Reserve rosettes will be given to the top blue ribbon entries in each Lot (except Cloverbud at the discretion of the judges).

Lot:

- C. Cloverbud
- 1. Junior
- 2. Intermediate
- 3. Senior

CLASS 4 - Fashion Review Project

The goal of Fashion Revue is to develop an understanding of personal presentation in public situations with regard to clothing and accessories, gain poise through good posture, ease of movement and confidence in one's appearance. The activity is designed to allow the individual to plan, select and construct a garment. Members need to be able to describe how their garment is cared for, how it fits into a wardrobe plan and understand how fabrics, clothing styles and accessories enhance one's features.

1. The outfit entered in the Fashion Revue must be an item made (sewn, knitted, crocheted) and modeled by the participant in the Fair Style Show.
2. Contestants shall bring a completed Fashion Review Personal Data Sheet and a typed Style Show Commentary with them on Fair Entry Day.
3. Participants must sign up through the Chelan/Douglas 4-H office (509) 667-6540
4. Members need to schedule an interview judging time on Fair Entry Day.

Grand and Reserve Rosettes will be given to the top blue ribbon entries in each lot (except Cloverbud) at the discretion of the judge.

Points Allowed: Blue 70; Red 50; White 30

Grand Rosette plus 30,

Reserve Rosette plus 20

Lot:

- C. Cloverbud
- 1. Junior
- 2. Intermediate
- 3. Senior

DEPARTMENT 809 – BARN HERDSMANSHIP

Participants MUST register on a 4-H entry form to be eligible for premium points. Rules and judging criteria for BARN HERDSMANSHIP are found in the front of this Premium Book.

Points Allowed: Blue 20; Red 15; White 10

CLASS

- | | |
|---------------|---------------------|
| 1. Horse | 7. Poultry |
| 2. Beef/Dairy | 8. Llama/Alpaca |
| 3. Sheep | 9. Cavy |
| 4. Swine | 10. Dog |
| 5. Goat | 11. Cat |
| 6. Rabbit | 12. Other small pet |

DEPARTMENT 810 – EDUCATIONAL DISPLAYS

Clubs or individuals may enter a poster or 3-dimensional display depicting some aspect of project work or club activities. Posters entered in this class cannot be used as demonstration posters. Posters may be entered by individuals or clubs in a project that they are enrolled in, one entry per class/lot combination. Poster must be displayed in the 4-H building. Poster size should be limited to 24x36 unless the poster is free-standing. Limit of 2 per Class/Lot

Points Allowed:

Blue 50; Red 40; White 30

CLASS 1 - Club Display

CLASS 2 - Individual Display

Lot:

1. Project Work
2. Club Activities

CLASS 3 - Educational Posters

Lot:

- | | |
|----------------|-----------------------------------|
| 1. Horse | 12. Photography |
| 2. Rabbit | 13. Small Gas Engines |
| 3. Poultry | 14. Leadership |
| 4. Cavy | 15. Creative Art/Clothing |
| 5. Sheep | 16. Food & Nutrition/Preservation |
| 6. Goat | 17. Bees/Beekeeping |
| 7. Swine | 18. Shooting Sports |
| 8. Cattle | |
| 9. Vet Science | |
| 10. Welding | |
| 11. Gardening | |

Groups

C. Cloverbud

1. Junior
2. Intermediate
3. Senior

DEPARTMENT 811 – DOG PROJECT

Friday- Obedience, Rally, Knowledge Bowl

Saturday – Fitting & Showing, Groom Squad, Animal Judging, Tricks

Sunday – Agility, Tunnels & Jumpers, Costume, Item Judging

4-H Dog Show will follow AKC guidelines. Show attire is not to contain a logo or any image that affiliates the handler with a club or business.

Points Allowed:

Blue 40; Red 30; White 20

Grand Champions-plus 50

Reserve Champion-plus 30

CLASS

1. Fitting and Showing (See Section 6)
2. Pre-Novice
3. Novice
4. Advanced Novice
5. Graduate Novice
6. Open Y
7. Tricks
8. Teams
9. Dog Project Exhibits – Must be entered in 4-H Exhibit Building by 9 pm on Wednesday Entry Day
- 10.

Lot: To be entered by 8 pm Wednesday.

One exhibit per lot except lot 4

1. Dog Equipment
2. Models of items relating to dog health

- | | |
|---|---|
| 3. Benching Poster | 12. Dog Related Items Judging - Each contestant shall place according to their judgment, four items, and oral reasons to be given for placements. |
| 4. Photography for Dogs (one poster per dog) | 13. Dog Quiz Bowl |
| 5. Rally – novice | 14. Tunnels and Jumpers |
| 6. Rally – Advanced | |
| 7. Rally – Excellent | |
| 8. Agility | |
| 9. Dog Costume - No commercially made costumes allowed | |
| 10. Dog Obedience Judging - Each individual will observe and then place 1 or more classes of four dogs. Each judging class will contain four members and their dogs. Each member and his dog (a team) will be numbered either 1,2,3, or 4 as in other judging classes. The routine followed by the member and his dog (a team) in each class, will be the routine listed for Dog Obedience Class Novice found in Class 3. | |
| 11. Dog Judging - Each contestant will place according to their judgment a class of four dogs, reasons to be given on class placements. Designation of breed to be judged and breed standard to be posted in Dog Barn by 9 am. | |

GROUP

C. Cloverbud

1. Junior
2. Intermediate
3. Senior

DEPARTMENT 812 - RATE OF GAIN

All animals that are pre-weighed on tagging days will be entered into the Rate of Gain Class. This class is designed to encourage exhibitors to monitor and manage their market animal's gain throughout the production period. Animals that don't make market weight will not qualify for this class or premium points.

Points Allowed: Blue 20; Red 15; White 10

CLASS 1 GROUP

1. Juniors
2. Intermediate
3. Seniors

DEPARTMENT 813 – SUPREME SHOWMAN CLASS

All exhibitors who participate in market animal classes, Fitting and Showing Classes, and Rate of Gain Classes are entered into the Supreme Showman Class. The Supreme Showman will be determined by an aggregate score from all three classes. Premium points will be awarded and a special prize will be awarded to the overall 4-H and FFA Supreme Showman.

Points Allowed: Blue 20; Red 15; White 10

CLASS 1 GROUP

1. Juniors
2. Intermediate
3. Seniors

DEPARTMENT 814 – VETERINARY SCIENCE

All exhibitors who participate in market animal classes, Fitting and Showing Classes, and Rate of Gain Classes are entered into the Supreme Showman Class. The Supreme Showman will be determined by an aggregate score from all three classes. Premium points will be awarded and a special prize will be awarded to the overall 4-H and FFA Supreme Showman.

Points Allowed: Blue 20; Red 15; White 10

CLASS 1 - The Project

Lot:

1. "The Normal Animal" Book
2. "Animal Disease" Book
3. "Animal Health" Project Book
4. Original by member
5. Made by Kit
6. Other

GROUP

C. Cloverbud (Participation Only)

1. Junior
2. Intermediate
3. Senior

DEPARTMENT 815 – CREATIVE ART

Only articles made in the current 4-H year will be exhibited. Two entries per class/lot combination. All pictures and plaques must be mounted and ready to hang. Grand Champion and Reserve Champion ribbons may be awarded at the discretion of the judge, in each age division: Junior, Intermediate and Senior provided there are more than 5 individual entries per lot and age group.

Points Allowed: Blue 20; Red 15; White 10

CLASS 1 - Painting

Lot:

1. Oil
2. Watercolor
3. Tempera
4. Acrylic
5. Other

CLASS 2 - Drawing

Lot:

1. Pencil/colored pencil
2. Charcoal
3. Pen
4. Marker
5. Chalk
6. Crayon
7. Other

Class 3 - Ceramic

Lot:

1. Hand-thrown
2. Show stain technique
3. Pen & Ink
4. Colored Pencil
5. Marker
6. Other

CLASS 4 - Seasonal

Lot:

1. Valentine
2. Christmas
3. Thanksgiving
4. Easter
5. 4th of July
6. Halloween
7. Other

CLASS 5 - Needlework

Lot:

1. Crochet
2. Knit
3. Crewel
4. Weaving
5. Jewelry
6. Embroidery
7. Doll clothes
8. Latch hook
9. Cross Stitch
10. Other

Grand Champion: Rosette Only
Reserve Champion: Rosette Only
Best of Show: Rosette plus 50 points
Best of Class: Rosette plus 20 points

CLASS 6 - Crafts

Lot:

- | | |
|--|---------------------------------------|
| 1. Plaster cast | 27. Soaps |
| 2. Fabric dyeing | 28. Cosmetics |
| 3. Metal work | 29. Decorated garments or accessories |
| 4. Doll making | 30. Card making |
| 5. Plastics | 31. Fimo |
| 6. Flower making | 32. Friendly plastic |
| 7. Printing | 33. Frames |
| 8. Glass craft | 34. Foam |
| 9. Chenille | 35. Beadwork |
| 10. Scrap craft | 36. Origami |
| 11. Candles | 37. Magnets |
| 12. Candle Holders | 38. Lego |
| 13. Natural Materials | 39. Recycled |
| 14. Macramé | 40. Original composition |
| 15. Decoupage | 41. Wood projects |
| 16. Feather art | 42. Other |
| 17. String art | |
| 18. Models | |
| 19. Cake decorating | |
| 20. Twining | |
| 21. Felt craft | |
| 22. Shell and seed craft | |
| 23. Papier-mâché | |
| 24. Hair accessories – 3 different items | |
| 25. Wall hanging | |
| 26. Sugar scrubs | |

GROUP

C. Cloverbud (Participation Only)

1. Junior
2. Intermediate
3. Senior

DEPARTMENT 816 – LEATHERCRAFT

Maximum of 5 items may be entered per lot

Grand and Reserve Grand Champion will be awarded at the Judge's discretion per age group, provided there are more than 5 individual entries per class and age group.

Points Allowed: Grand 50 points/Rosette; Reserve Grand 25 points/Rosette; Blue 20; Red 15; White 10

CLASS 1 - Beginning Leatherwork

Items showing simple stamping or carving; simple or fancy lacing.

CLASS 2 - Advanced Leatherwork

Items showing fancy tooling and carving; lacing is required

Lot:

1. Small items
2. Large items

GROUP

- C. Cloverbud (Participation Only)
1. Junior
2. Intermediate
3. Senior

DEPARTMENT 817 – PHOTOGRAPHY

1. All entries in all lots must be pictures taken by the 4-H exhibitor during the current 4-H year.
2. Entries must be firmly mounted on matte board, not poster board. Minimum mat margin is 1" on all sides and maximum mat margin is 2 1/2" on all sides. Use dry mount tissue, photo glue, photo stickers or other suitable substance to attach. Framed entries and non-mounted entries will not be accepted.
3. All entries must be printed on photographic paper. Entries printed on paper, cardstock, etc. will not be accepted.
4. Entries must be either enlargements of black/white or color negatives or colored slides or digital captures that have not been manipulated in any way: 5"x7", 5"x14", 8"x10" or 8"x12". (Photos need to be these sizes).
5. Color enhancements and changes may not be made to the original photo unless it is entered in the digitally enhanced lot.
6. Attach a completed exhibitor label for each picture. Labels may be obtained from the Chelan-Douglas 4-H office.
7. A Grand and Reserve Champion will be awarded in each group (Junior, Intermediate and Senior) if appropriate. Members may exhibit two photographs in all of the following lots (unless otherwise noted).

Points: Blue 10; Red 7; White 5;

Grand Champion 20;

Reserve Champion 15

Best of Class 10

Lot:

1. Scenic (landscape)
2. People (portrait)
3. Animals
4. Architecture/Buildings
5. Floral
6. Any Subject/Miscellaneous
7. Action
8. Close Up
9. Composition: Still Life (i.e. inanimate objects set up for photo)
10. Composition: Special Lighting (i.e. strobe, side, evening, back lighting, time exposures) need to identify type of lighting on picture label.
11. Composition: Design Elements (i.e. lines, shapes, patterns, textures, special angles, contrasts) need to identify design element on picture label.
12. Composition: Abstracts
13. Special Effects (Note the effect on the picture label)
14. Darkroom Skills (entries in this lot should include a 3"x5" card defining chemicals, exposure and paper used) Using/Working with photographs:
15. Photo Story: A series of 3 to 6 photos that tell a story with a beginning, middle and end. All photos are mounted on one board with a title and captions are preferred. Photos may be black/white or color, each photo is 3 1/2"x5" or larger up to 8"x12" or 5"x14".
16. Theme Board: A series of 3 to 6 photos depicting a specific theme. All photos are mounted on one board with a title, captions or poem. Photos may be black/white or color, each photo is 3 1/2"x5" or larger up to 8"x12" or 5"x14".
17. Album/Portfolio: minimum of 25 pictures all taken by the exhibitor, arranged in an artistic or themed way.
18. Photojournalism: All photos must be of newsworthy nature. They must be captioned. Include information on who, what, where, when and why in each caption. Photos may be black/white or color. Entries will be scored on journalistic value, quality of photo and captions.
19. Lot 19 – Digital Imaging: Images can be sandwiched, cut & paste, retouched, cloned, filters or any other special effects can be used. Original image and modified image should be mounted on exhibit mat. An index card should explain what was done to arrive at the final image. Finished pictures must be 5"x7" and no larger than 8"x10".
 - a. Regular film and camera, black/white or color. Digitally imaged by scanning then enhanced or manipulated and printed by exhibitor.
 - b. Digital capture, black/white or color. Photo taken with digital camera then enhanced or manipulated and printed by exhibitor.
20. Digitally Restored Photos: Scanned photo taken by regular –not digital– camera. Original photo may have been taken by a person other than the exhibitor. The exhibitor will scan the photo and repair the photo using modern techniques. The original photo may have been damaged in some manner. Judging will be on how well the exhibitor repaired the original photo. Finished pictures must be 5"x7" and no larger than 8"x10". An untouched copy of the original photo must accompany the entry along with an index card explaining how the photo was restored and special techniques used.
21. Selfie

GROUP

- C. Cloverbud (Participation Only)
1. Junior
2. Intermediate
3. Senior

DEPARTMENT 818 – VIDEOGRAPHY

Video must have been filmed and edited by exhibitor. Videos should be submitted on a CD or flash drive with completed exhibitor tag. Videos should be a minimum of two minutes and a maximum of five minutes.

Points: Blue 20; Red 15; White 10

Lot:

1. Video of 4-H Activities
2. Video of 4-H Project
3. Video of any non- 4-H Subject

GROUP

- C. Cloverbud (Participation Only)
1. Junior
 2. Intermediate
 3. Senior

DEPARTMENT 819 – CLOTHING

Members enrolled in a clothing project may enter as many different exhibits as desired. More than one exhibit in a class or lot requires a different design, fabric and construction technique. Clothing exhibits should be clean, freshly laundered and pressed. Unclean articles will not be judged. Write "Style Show Entry" on clothing entry cards of garments to be entered in Section 7, Class 2 – Style Show.

Points Allowed for Classes 1-5: Blue 25; Red 20; White 15

CLASS 1 - Clothing Accessories

Items such as hats, bags, belts, hair accessories

CLASS 2 - Home Furnishings & Non-wearable items

Items such as Pillows, kites, dolls, stuffed toys

CLASS 3 - Non-sewn Articles

Embellished garments or items i.e. painted or dyed garments, pillows

CLASS 4 - Recycled or made-over garments

Attach a card explaining the condition of the fabric or garment before recycling and tell about specific changes made.

CLASS 5 - Small Patchwork or Quilted Items

Under 16 square feet.

CLASS 6 - Large Patchwork or Quilted Items

Points Allowed: Blue 40; Red 30; White 20

More than 16 square feet.

GROUP

- C. Cloverbud (Participation Only - Novice < 2 years)
1. Junior
 2. Intermediate
 3. Senior

Grand and Reserve Champion rosettes may be awarded in Junior, Intermediate and Senior Divisions at the discretion of the judges.

Grand Champion Rosette and 50 points

Reserve Champion Rosette and 25 points

CLASS 7 - Sewn Garments

Points Allowed: Blue 40; Red 30; White 20 Lot:

1. Single Separates (such as skirt, shorts, slacks, blouse, shirt, jumper, apron)
2. Simple drew using basic sewing techniques, patterns & fabrics
3. Night Wear (pajamas, robes, gowns, etc.)
4. Other (items such as costumes or any garment that does not fit into categories)

CLASS 8 - Sewn Garments II

Points Allowed: Blue 50; Red 40; White 25

Lot:

1. 2 or more Coordinated Separates (such as skirt and blouse, pants and shirt, jumper and blouse.)
2. Complicated Dress using challenging fabrics, patterns & advanced sewing techniques
3. Coat or Suit (suits of matching or coordinated fabrics, such as jacket and slacks or skirt.)
4. Evening Wear (clothing you would wear to a formal or semi-formal occasion.)

CLASS 9 - Educational Display

Points Allowed: Blue 40; Red 30; White 20

May include things such as a card file, notebook, poster or 3-dimensional display that illustrates a part of your clothing project (wardrobe planning, selection, construction techniques, clothing care, or storage, etc.).

CLASS 10 - Group Entry

Points Allowed: Blue 50; Red 30; White 20

A clothing and textile project or display completed by 2 or more 4-H members

Lot:

1. Junior
2. Intermediate
3. Senior

GROUP

- a. Novice <2
- b. Advanced

DEPARTMENT 820 – NEEDLEWORK

Member enrolled in this project may enter as many DIFFERENT articles as desired, but they must be enrolled in the phase in which they exhibit, and articles must be from the current 4-H year's work. Placing will be on appropriateness of article to current styles as well as quality of article. Articles that will be modeled in the Style Show must follow guidelines for Section 7. Grand and Reserve Grand Champion will be awarded at the judge's discretion per age group provided there are more than 5 individual entries per class and age group.

Grand Champion Rosette 50 points

Reserve Grand Champion 25 points

CLASS 1 - Beginning Needlework

Points Allowed: Blue-20; Red-15; White-10

Lot:

1. Basic Knitting
2. Basic Crochet

CLASS 2 - Advanced Needlework

Points Allowed: Blue 25; Red 20; White 15

Lot:

1. Advanced Knitting
2. Advanced Crochet

GROUP

- C. Cloverbud (Participation Only)
1. Junior
 2. Intermediate
 3. Senior

DEPARTMENT 821 – FOOD AND NUTRITION

Members enrolled in a food project may enter as many different exhibits as desired. More than one exhibit in a Lot requires a different recipe and preparation technique. Educational displays and posters prepared to illustrate an aspect of food selection, preservation, safe food handling or storage should be entered under Section 10 Educational Displays. Grand and reserve awards will be presented, at the judge's discretion and if there are more than 5 individual entries per lot and age group.

Grand Champion: Rosette plus 50 points

Reserve Champion: Rosette plus 25 points

Best of Class 15

Points Allowed: Blue 20; Red 15; White 10

CLASS 1 - Baking

Lot:

1. Cookies and Bars
2. Pastry and Pies
3. Candy
4. Yeast Bread
5. Quick Bread
6. Cakes
7. Decorated Cake

GROUP

- C. Cloverbud (Participation Only)
1. Junior
 2. Intermediate
 3. Senior

- Four cookies, rolls, pieces of candy, etc. per entry.
- Enter 1/2 each of the following (except decorated cake): cake, loaf of bread or pie entry.
- DO NOT EXHIBIT CREAM-FILLED, CHIFFON OR CUSTARD-BASED PIES.
- Entries may not be made from a prepared mix.
- Molded chocolate requires a home-prepared filling.
- Solid chocolate will not be accepted.
- A recipe enclosed in plastic wrap or small plastic bag should be attached to each exhibit.

CLASS 2 - Brown Bag Lunch

Contents of brown bag lunch will be displayed in a 12" x 12" area. Include on a note card a total menu for the day which includes this sack lunch. Foods should be chosen to meet the nutritional needs of the exhibitor. Foods packaged in this lunch will leave home at 7:30 am, be stored in a locker and eaten at 11:30 am. The beverage does not need to be included in the sack lunch but should be indicated on the day's menu. An empty beverage carton or can could be included for display purposes.

GROUP

- C. Cloverbud (Participation Only)
1. Junior
 2. Intermediate
 3. Senior

DEPARTMENT 822 – FOOD PRESERVATION

CLASS 1 - Canning

Lot:

1. Fruit
2. Vegetable
3. Meat
4. Pickle product
5. Jelly product
6. Fruit syrups
7. Other

GROUP

1. Junior
2. Intermediate
3. Senior

Cloverbud are not eligible

- All canned products must be preserved according to USDA and Washington State University recommendations.
- Only products canned and dried according to USDA and WSU recommendations will be judged and given a ribbon at the Fair.
- Jam, Jelly and pickle products need not be WSU Extension recipes, but processing recommendations must be followed.
- Contact WSU Extension for current canning books and recommendations.
- Any canned food entered without a canning label or with incorrect information that could suggest a safety problem will not be judged.
- All canned products to be exhibited in standard canning jars.
- Rings **MUST** be removed.
- All jam and jelly products must be exhibited in standard canning jars, processed and sealed with a lid. No paraffin is permitted.
- All jars must be labeled giving type of food, processing method, processing time and date. Labels are available from WSU Extension prior to the Fair. Place labels on top of jar.

CLASS 2 - Drying

Lot:

1. Fruit
2. Vegetables
3. Herbs
4. Leather
5. Jerky
6. Seeds
7. Other

GROUP

1. Junior
2. Intermediate
3. Senior

Cloverbud are not eligible

- All dried foods should be exhibited in airtight plastic bags. The quantity should be representative of the dried food. All dried foods need to be labeled with this information: name of food, method of drying (oven, air, or dehydrator), drying time, pretreatment used (if any) and date dried> Labels are available from WSU Extension prior to the Fair.

CLASS 3 - Brown Bag Lunch

Contents of brown bag lunch will be displayed in a 12" x 12" area. Include on a note card a total menu for the day which includes this sack lunch. Foods should be chosen to meet the nutritional needs of the exhibitor. Foods packaged in this lunch will leave home at 7:30 am, be stored in a locker and eaten at 11:30 am. The beverage does not need to be included in the sack lunch but should be indicated on the day's menu. An empty beverage carton or can could be included for display purposes.

GROUP

1. Junior
2. Intermediate
3. Senior

DEPARTMENT 823 – MODEL ROCKETRY

Entries limited to one per Lot.

Grand and Reserve Grand Champion will be awarded at the judge's discretion per age group provided there are more than 5 individual entries per class and age group.

Grand Champion Rosette 50 points

Reserve Grand Champion Rosette 25 points

CLASS 1 - Beginning Rocketry

Points Allowed: Blue 20; Red 15; White 10

Lot:

1. Single stage, tumble recovery
2. Single stage, parachute recovery, difficulty rating of 1 or 2
3. Cold fuel rockets
4. Plastic pre-assembled rocket
5. Other, difficulty rating of 1 or 2

CLASS 2 - Advanced Rocketry

Points Allowed: Blue 30; Red 25; White 20

Lot:

1. Multi-stage
2. Booster gliders
3. Shuttle or transport
4. Other, difficulty rating of 3, 4, or 5

GROUP

- C. Cloverbud (Participation Only)
1. Junior
 2. Intermediate
 3. Senior

DEPARTMENT 824 – COMPUTER

Limited to two entries per Lot Grand and Reserve grand champion will be awarded at the judge's discretion per age group provided there are more than 5 individual entries per class and age group.

Grand Champion Rosette 50 points

Reserve Champion Rosette 25 points

Points Allowed: Blue 40; Red 30; White 20

CLASS 1 - Record Book

Member's record produced on a computer using either a program or a word processor to format. Records must be printed out as a hard copy; data submitted on a disk is not sufficient.

CLASS 2 - Software Output

Lot:

1. Example of graphic created by member
2. Example utilizing a word processing program
3. Example utilizing a data base program
4. Example using an electronic spreadsheet

CLASS 3 - Programming

Lot:

1. Exhibit of program written by member. Show program code listing and run.

CLASS 4 - Hardware

Lot:

1. Exhibit computer hardware designed, constructed or modified by the member.

GROUP

C. Cloverbud (Participation Only)

1. Junior
2. Intermediate
3. Senior

DEPARTMENT 825 – WELDING

Grand and Reserve Grand Champion will be awarded at the judge's discretion per age group provided there are more than 5 individual entries per class and age group.

Grand Champion Rosette 50 points

Reserve Grand Champion Rosette 25

CLASS 1 - Small metal project

Points Allowed; Blue-25; Red-10; White-5

CLASS 2 - Medium metal project

Points Allowed; Blue-50; Red-30; White-20

CLASS 3 - Large metal project

Points Allowed; Blue-100; Red-70; White-50

GROUP

C. Cloverbud (Participation Only)

1. Junior
2. Intermediate
3. Senior

DEPARTMENT 826 – SMALL ENGINES

Grand and Reserve Grand Champion will be awarded at the judge's discretion per age group provided there are more than 5 individual entries per class and age group.

Grand Champion Rosette 50 points

Reserve Grand Champion Rosette 25

CLASS 1 - Intermediate Engine Work

Points Allowed: Blue 20; Red 15; White 10

Lot:

1. Drawing of a cross-section of engine, giving make and model of engine and label parts
2. Cut-away carburetor with parts labeled.
3. Diagram of electrical system; may use actual parts.

CLASS 2 - Advanced Engine Work

Points Allowed: Blue 30; Red 25; White 20

Lot:

1. Panel display showing working parts of a small internal combustion engine.
2. Display of internal combustion engine showing minor repairs done by the member, properly labeled; include detail or repair costs.
3. Display of sharpened or repaired tools to show skills of member in proper care of tools.
4. Other, not listed

GROUP

C. Cloverbud (Participation Only)

1. Junior
2. Intermediate
3. Senior

DEPARTMENT 827 – WOODWORKING

Member should enter items made only in the project phase enrolled in. Entries will be judged according to the Unit's recommended goals. Member may enter as many DIFFERENT articles as desired.

Grand and reserve grand champion will be awarded at the judge's discretion per age group provided there are more than 5 individual entries per class and age group.

Grand Champion Rosette 50 points

Reserve Grand Champion Rosette 25 points

Points Allowed: Blue 20; Red 15; White 10

CLASS

1. Measuring Up
2. Making the Cut
3. Nailing It Together
4. Finishing Up
5. Original Design by member
6. Made from Kit
7. Other

GROUP

- C. Cloverbud (Participation Only)
1. Junior
 2. Intermediate
 3. Senior

DEPARTMENT 828– RECYCLING

Open to all 4-H members. Using items that are recycled for a second use, each entry will be judged as a craft item. Member may enter as many DIFFERENT items per class as desired. Grand and reserve champion will be awarded at the judge's discretion per age group provided there are more than 5 individual entries per class and age group.

Grand Champion Rosette 50 points

Reserve Grand Champion Rosette 25 points

Points Allowed: Blue 20; Red 15; White 10

CLASS

1. Paper
2. Foil/Aluminum
3. Other metals
4. Styrofoam
5. Natural Items
6. Fabrics
7. Plastics
8. Wood
9. Glass
10. Other

GROUP

- C. Cloverbud
(Participation Only)
1. Junior
 2. Intermediate
 3. Senior

DEPARTMENT 829– NATURAL RESOURCES

Member may enter only one per Lot. Any plant or animal/insect specimen must be properly preserved/pressed and mounted, and identified on the entry as to scientific name, where collected and date collected.

Grand and reserve champion will be awarded at the judge's discretion per age group provided there are more than 5 individual entries per class and age group.

Grand Champion Rosette 50 points

Reserve Grand Champion Rosette 25 points.

CLASS 1 - Beginning Projects

Points Allowed: Blue 20; Red 15; White 10

Lot:

1. Plant press made by member.
2. Display or notebook of 10 pressed wildflowers or shrubs
3. Display of 8 or more weed or grass seeds. Seeds may be displayed in plastic bags or vials.
4. Display of 10 or more nuts or seeds from trees. Seeds may be displayed in plastic bags or vials.
5. Display or notebook of foliage of any 10 different trees, which includes both deciduous and evergreen.
6. Collection of 10 different insects
7. Poster of a water cycle
8. Display of 3 different types of insect damage and the insect that causes it.
9. Display of 5 edible wild plants or roots
10. Display of first aid or survival kit made by member to take on a hike
11. Display of 3 beneficial insects
12. Display of 4 types of soils and discuss characteristics of each.

13. Display of rock, showing the three different rock groups.
14. Plaster cast of at least 2 wild animal/bird tracks
15. Poster explaining how to find direction if you are lost in the woods without a compass.
16. Display of at least 4 different types of bark, labeling the tree they came from
17. Display of 5 different sea shells, properly identified.
18. Pictures, photos, or drawings of the habitat of 5 different species of wildlife native to member's area.
19. Preserved collection of 5 different aquatic insects which serve as food for fish.
20. Diagram showing the use of water to produce hydroelectric power.
21. Drawing of a wildlife resource map and the observations of the member during one day.
22. Photos and story of a stream the member has adopted, noting what was done to improve it and the environment.
23. Photos and story of a tide-pool walk the member participated in, noting which animals they saw.
24. Samples of soil from 5 different locations in the member's city, discussing characteristics of each and telling if any insects or worms were found when the sample was taken.
25. Small poster of rain drops that have been "trapped" and dried by the member, with a short story of the experience and what they learned about rain.
26. Collection of 5 abandoned bird nests collected by the member, stating where they were found.
27. An aluminum can smasher for recycling purposes, with a story of how much recycling was done by the member and what was done with any money earned from it.
28. Example of any other project done by the member from their project book.

CLASS 2 - Advanced Projects

Points Allowed: Blue 30; Red 25; White 20

Lot:

1. Display of at least 4 flies member has made, naming fish they attract.
2. Display of at least 4 lures or hooks made by the member.
3. A photo album of pictures taken by member that include at least four of the following: 5 wild flowers; 3 birds; 3 wild animals; 3 nests/dens; soil erosion; soil erosion control measures made; litter problems; water pollution; or air pollution. A story may be included telling how the member worked with 2 of these subjects.
4. Display of 10 signs of wild animals (antlers, fur, feathers, bones, quills, beaver cuttings, etc.).
5. Display of a solar cooker made and used by member.
6. Display of any type of the outdoor safety issue, i.e., boating safety, campfire safety, first aid, gun safety, etc.
7. Display of 10 winter forage foods for animals
8. Plaster casts of 2 different wild animal footprints and 2 different bird tracks.
9. Display of a small survival pack for an overnight camping hike.
10. Display of a pack board properly supplied for a 2-day, 1-night camping trip in member's area.
11. Display of cross-section of at least 3 native trees, showing annual rings, showing where droughts, fires, or other historical events may have occurred.
12. Display of 25 or more nuts or seeds from native trees, shrubs, or grasses. Seeds may be displayed in plastic bags or vials. Picture or drawing of parent plant is to included
13. Display showing 8 important forest insects, showing the life-cycle of each.
14. Display of 5 forest trees, flowers, or shrubs grown by the member from seed.
15. Display of 8 native grasses or ground covers found in member's area.
16. Display of 5 forest diseases and/or parasites with both host plant and parasite labeled.
17. Display of 20 different seeds of native plants and explain how they are dispersed.
18. Display of at least 2 different native plants, each grown in different soil but raised in identical growing conditions indoors. Explain what has happened to each and why.
19. Birdbath, bird feeder, birdhouse, or squirrel den/box constructed by member.
20. A mobile made by the member showing the "layers" of animals on earth, i.e., top of mobile will be sky animals, next will be animals that walk on the earth, then under water, then animals that dwell under the ground on the lowest area.
21. Example of any other project done by the member from their project book.

GROUP

C. Cloverbud (Participation Only)

1. Junior
2. Intermediate
3. Senior

DEPARTMENT 830- SHOOTING SPORTS

Grand and Reserve Champion will be awarded at the judge's discretion per age group provided there are more than 5 individual entries per class and age group.

Grand Champion Rosette 50 points

Reserve Grand Champion Rosette 25 points

Points Allowed: Blue 50; Red 40; White 30

No Cloverbuds

CLASS

1. Riflery
2. Pistol
3. Archery
4. Shotgun
5. Muzzleloader
6. Hunting
7. Western Heritage

Lot:

1. Firearms safety poster
2. Outdoor safety poster
3. Pictures and story of a hunting trip
4. Animal skin (field rodent) & story of the hunt
5. Shooting Aid
6. Scored Target
7. Scored Trap Sheet
8. Individual marksmanship target
9. Homemade gun carrying sheath
10. Homemade gun cleaning kit
11. Mounts
12. Display of a small survival pack for an overnight camping hike.
13. Display of 10 signs of wild animals (antlers, fur, feathers, bones, quills, beaver cuttings, etc.).
14. Plaster casts of 2 different wild animal footprints and 2 different bird tracks.
15. Display of a pack board properly supplied for a 2-day, 1-night camping trip in member's area.
16. Other

GROUP

Cloverbud not eligible

1. Junior
2. Intermediate
3. Senior

DEPARTMENT 831– BEEKEEPING

Grand and reserve champion will be awarded at the judge's discretion per age group provided there are more than 5 individual entries per class and age group.

Grand Champion Rosette 50 points

Reserve Grand Champion Rosette 25 points

Points Allowed: Blue-50; Red-30; White-20

CLASS

1. Honey, 2 combs
2. Honey, Extracted 12-16oz.
3. Honey, 1 Super
4. Bee, display case only
5. Other

GROUP

- C. Cloverbud
(Participation Only)
1. Junior
 2. Intermediate
 3. Senior

DEPARTMENT 832– FLOWER GARDENING

1. Flowers must have been grown by the Exhibitor.
2. The Fair will provide containers for flowers. If the exhibitor prefers to provide his/her own container, the container will be judged as part of the exhibit.
3. In any class where the lot requires 3 blooms, the stems must be the same length and long enough to be in good proportion to the bloom. Blooms should be as near as possible to the same size and the same stage of maturity.
4. The Superintendent reserves the right to refuse and/ or remove any entry showing signs of disease or insect infestation.
5. Definitions: **BLOOM**: Individual flowers, one bloom to a stem, with stem long enough to be in good proportion to the bloom. **SPRAY**: Two to five blooms on a single stem, open and/ or showing color. **SPIKE**: Stemless flowers on a common stalk, ie. gladiolus.

6. The Superintendent reserves the right to remove spent flowers and the entire exhibit if flowers become excessively wilted.
7. Exhibitors are encouraged to replace spent blooms to keep exhibits looking fresh during the Fair. The Superintendent will appreciate it.

Grand and reserve grand champion will be awarded at the judge's discretion per age group provided there are more than 5 individual entries per class and age group.

Grand Champion Rosette 50 points

Reserve Grand Champion Rosette 25 points

Points Allowed: Blue 15; Red 12; White 10

CLASS A – Asters and Daisies

Lot:

1. Asters

GROUP

1. Any type, one color
2. Any type, mixed color

Lot:

2. Daisies

GROUP

1. Any type

Lot:

3. Rudbeckia

CLASS B – Chrysanthemums

Lot:

1. Daisy or single, 3 blooms
2. Cushion or pompon, 3 blooms
- Hardy garden, 3 blooms
3. Other, 1 bloom or spray

CLASS C – Cosmos

For single stem cosmos, one spray not to exceed 20 inches, or one bloom. Any other type, 3 bloom single stem.

Lot:

1. Anemone flowered
2. Giant flowered
3. Other

GROUP

- A. 1 spray
B. 3 sprays, mixed color

CLASS D – Succulents

Lot:

1. Sedum
2. Aloe
3. Kalanchoe
4. Other

CLASS E – Dahlias

All entries must have foliage attached.

All entries must be disbudded. One bloom each lot unless specified.

CLASS E1 – Giant Dahlias (AA)

Over 10 inches or

Large (A)

Eight inches & over

Lot:

1. Formal Decorative
2. Informal Decorative
3. Straight Cactus
4. Semi-cactus
5. All lot types, 3 blooms in one color

CLASS E2 – Dahlias

6 to 8 inch diameter

Lot:

1. Formal Decorative
2. Informal Decorative
3. Straight Cactus
4. Semi Cactus
5. Lacinated
6. Incurved Cactus

CLASS E3 – Dahlias

4 to 6 inch diameter

Lot:

1. Formal Decorative
2. Informal Decorative
3. Straight Cactus
4. Semi Cactus
5. Incurved Cactus
6. Lacinated
7. Water Lily
8. Any lot type, 3 blooms of one color

CLASS E4 – Ball Type Dahlias

Over 3½ inches

Lot:

1. 1 Bloom
2. 3 Blooms, one color

CLASS E5 – Other Varieties

Up to 4 inches

Lot:

1. Miniatures, 3 blooms, 1 color
2. Pompom, 3 blooms, 1 color
3. Steller
4. COLLarette
5. Anemone
6. Orchette
7. Novelty
8. Other, 3 blooms, one color

CLASS F – Everlasting Flowers

Lot:

1. Bells of Ireland
2. Chinese lanterns, 3 stems
3. Globe amaranth, 3 blooms or 1 spray
4. Honesty (money grass), 3 stems
5. Ornamental grass w/ seedhead, 6 stems
6. Statice, 3 stems
7. Strawflowers, 3 stems
8. Yarrow
9. Celosia
10. Other

CLASS G – Geraniums

1 bloom head with foliage

Lot:

1. Zonal
2. Ivy Leafed
3. Regal

CLASS H – Gladiolus

1 spike

Lot:

1. Miniature, 2 ½ “ diameter & under
2. Small 2 ½ “ – 3 ½ “ diameter
3. Medium 3 ½ “ – 4 ½ “ diameter
4. Giant 4 ½ “ diameter and larger

CLASS I – Marigolds

Lot:

- Large flower, 1 spray with foliage
Small flower, 1 spray with foliage
French double, 1 spray
French single, 1 spray
Petite or cupid, 1 spray
Other, 1 spray or 1 bloom w/ foliage

CLASS J – Petunias and Pansies

Lot:

1. Single, large 1 spray
2. Single, large ruffled or fringed, 1 spray
3. Double, medium, 1 spray
4. Double, giant, 1 spray
5. Pansies, 6 blooms, any color
6. Other, 1 spray

CLASS K – Roses

All entries must have foliage on the stem.
Length of stem must be at least 6 inches.

Lot:

1. Hybrid tea, 1 bloom, disbudded
2. Single Hybrid tea, not disbudded
3. Floribunda, 1 spray
4. Climber, 1 spray
5. Grandiflora, 1 spray or bloom not disbudded
6. Other, 1 spray or bloom

CLASS L – Snapdragons

Lot:

1. One color
2. Mixed color

CLASS M – Zinnias

Lot:

1. Large dahlia flowered, 1 bloom
2. Large cactus flowered, 1 bloom
3. Crested flower, 1 bloom
4. Pompon, 3 blooms, 1 color
5. Pompon, 3 blooms, mixed color
6. Small flowered type, 1 spray
7. Other, 1 spray or 1 bloom

CLASS N – Foliage

All specimens no more than 24 inches.
Foliage must be groomed and cleaned.

Lot:

1. Hosta, 3 varieties
2. Ferns, 3 varieties
3. Caladiums, 3 varieties
4. Coleus, 3 varieties
5. Cannas, no bloom
6. Collection of 6 types of foliage suitable for flower designs (no shrubs)
7. Other

CLASS O – Sunflower

Lot:

- 2 – 3 inch
4 – 7 inch
8 – 10 inch, multiflowers
1 spray
Flower & bud

CLASS P – Potted or Hanging Plants

African violets must be in bloom.

Hanging plants must have flowers or foliage cascading over container sides.

Lot:

1. African violet, single flowered
2. African violet, double flowered
3. African violet, trailing
4. African violet, miniature
5. Begonia
6. Miniature roses
7. Other flowering plant
8. Bonsai, evergreen shrub or tree
9. Bonsai, deciduous shrub or tree
10. Other foliage plant
11. Begonia, hanging basket, tuberous rooted
12. Begonia, hanging basket, flower
13. Hanging basket-foliage
14. Succulents

CLASS Q – Herbs

Include common name. Give genus & species if possible. Plants must have been in possession of exhibitor for at least 6 months. Specimens may be fresh cut, dried, or potted.

Lot:

1. Angelica
2. Basil
3. Caraway
4. Calendula
5. Chives
6. Cilantro
7. Cutting Celery
8. Dill
9. Echinacea
10. Feverfew
11. Lavender
12. Lemongrass
13. Oregano
14. Parsley
15. Rosemary
16. Sage
17. Stevia
18. Thyme
19. Dried Herb
20. Potted Herb
21. Other

CLASS R – Line Arrangements or Mass Arrangements

“Best of Show” can be awarded plus 20 points. Minimum 5 entries in a class for best of show.

Grand Champion 20 points

Reserve Champion 15 points

Up to one each per age group

Lot:

1. Crescent
2. Vertical
3. Hogarth Curve
4. Right Angle
5. Oval
6. Circle
7. Triangle
8. Abstract
9. Japanese Influence
10. Theme
11. Corsage
12. Nosegay
13. Decorative arrangement using mainly fresh fruit (no plastic)
14. Decorative arrangement using mainly fresh vegetables (no plastic)
15. Other

CLASS S – Miscellaneous

Lot:

1. Cannas, green leaved, 1 stalk with bloom
2. Cannas, Bronze leaved, 1 stalk with bloom
3. Carnations, 3 blooms, 1 color
4. Carnations, 3 blooms, mixed color
5. Clematis, single or 1 spray
6. Delphinium, massive column
7. Delphinium, loose open column
8. Dianthus, 3 stems
9. Goldenrod, 1 stalk not over 24”
10. Hydrangea, 1 stem
11. Salvia, annual, 3 sprays
12. Salvia, perennial blue, 3 sprays
13. Scabiosa, 3 stems, 1 color
14. Scabiosa, 3 stems, mixed color
15. Castor beans
16. Verbena, 3 sprays
17. Other cut flower

GROUP

C. Cloverbud (Participation Only)

1. Junior
2. Intermediate
3. Senior

DEPARTMENT 833– VEGETABLE GARDENING

All vegetables will be judged according to EB1610 “Suggestions for Vegetables Exhibits at Fairs”, and EB1103 “Selecting, Preparing and Judging Quality Vegetables”, available at the Extension Office. Oddities and curiosities are not encouraged. The superintendent may remove from display any exhibits that have become unsightly because of wild, decay, or damage. It may be necessary to use exhibits to make up classes for

vegetable judging contest. All of those used will be replaced on display after the contest. Multiple exhibits in a Lot are permitted only if a different variety. Grand Champion and Reserve Champion ribbon will be given at the discretion of the judge.

Grand Champion Rosette plus 50 points
Reserve Champion Rosette plus 30 points

CLASS 1 - Vegetable Growing

Points Allowed: Blue 20; Red 15; White 10

Lot:

1. Bean Golden wax, 3 pods
2. Beans, Green string, 3 pods
3. Beans, Lima, 3 pods
4. Beans, Other, 3 pods
5. Beets, Table, 3
6. Beets, Other, 3
7. Broccoli, 1 head
8. Brussels sprouts, 3
9. Cabbage, Green, 1 head
10. Cabbage, Purple, 1 head
11. Cabbage, Other, 1 head
12. Cantaloupe, 1
13. Carrots, 3
14. Cauliflower, 1 head
15. Cauliflower, Other, 1 head
16. Celery (roots intact), 1 bunch
17. Corn, 3 ears
18. Corn, Popcorn, 3 ears
19. Corn, Other, 3 ears
20. Cucumber, Slicing, 3
21. Cucumber, Sm. pickling under 6”
22. Cucumber, Other, 1
23. Dill, 3 stalks
24. Eggplant, 1
25. Garlic, 3
26. Garlic, Elephant, 3
27. Gourds, Ornamental, 1
28. Horseradish, 3
29. Kohlrabi, 3
30. Lettuce, 1 head
31. Leeks, 1 bunch
32. Ground, Cherries, 1 pint
33. Melon, 1
34. Muskmelon, 1

35. Onions, Green, 1 bunch
36. Onions, White, 3
37. Onions, Red, 3
38. Onions, Purple, 3
39. Onions, Other, 3
40. Onions, Walla Walla Sweets, 3
41. Peppers, Anaheim, 3
42. Peppers, Cayenne, 3
43. Peppers, Jalapeno, 3
44. Peppers, Other, 3
45. Parsley, 1 bunch
46. Potatoes, Netted Gem, 3
47. Potatoes, Pontiac, 3
48. Potatoes, Sweet, 3
49. Potatoes, Other, 3
50. Pumpkin, 1
51. Pumpkin, Miniature, 1
52. Radish, 3
53. Rhubarb, 3 stalks
54. Rutabagas, 3
55. Shallots, 3
56. Squash, Acorn, 1
57. Squash, Butternut, 1
58. Squash, Hubbard, 1
59. Squash, Other, 1
60. Sunflower, 1 head
61. Tomatoes, Red, 3
62. Tomatoes, Green, 3
63. Tomatoes, Cherry, 3
64. Tomatoes, Other, 3
65. Turnips, 3
66. Watermelon, 1
67. Zucchini, 1
68. Zucchini, small, 3
69. Other

Display

Points Allowed:

Blue 30; Red 25; White 20

Lot:

1. A decorative display using any 6 or more vegetables on the exhibit list Lots. Display will be judged on condition of vegetables, originality of design, and attractiveness of display.
2. Diagram of vegetable garden planned and grown by member, with information on amount of produce that it made and what was done with it.

CLASS 2 - Fruit Gardening

Lot:

1. Apples, 3
2. Blackberries, 3
3. Blueberries, 3
4. Cherries, 3
5. Grapes, 3
6. Huckleberries, 3
7. Nectarines, 3
8. Peaches, 3
9. Pears, 3
10. Plums, 3
11. Raspberries, 3
12. Strawberries, 3
13. Others not listed, 3

GROUP

- C. Cloverbud
(Participation Only)
1. Junior
 2. Intermediate
 3. Senior

DEPARTMENT 834 – ENTOMOLOGY

All insects must be identified and labeled as to order and common name.

Grand and reserve grand champion will be awarded at the judge's discretion per age group provided there are more than 5 individual entries per class and age group.

Grand Champion: Rosette, 50 points

Reserve Grand Champion:

Rosette, 25 points

CLASS 1 - Beginning Entomology Projects

Points Allowed: Blue 10; Red 7; White 5

Lot:

1. Insect net constructed by member
2. Killing jar constructed by member
3. Pinning block constructed by member
4. Spreading block constructed by member
5. A 200-word story on rearing an insect from egg to adult
6. Display of insect damage from at least 2 different kinds of insects. Properly mount and identify a specimen of the insect causing the damage, as well as stating at what stage of insect development caused the damage.

CLASS 2 - Intermediate Entomology Projects

Points Allowed: Blue 15; Red 12; White 10

Lot:

1. Collection of 25 different insects
2. Display by mounting or preserving specimens or by drawing the various stages of growth of one or more insect raised from egg to adult by the member. Display must include information on the time interval required to complete each stage of the life cycle.
3. Collection of 5 different beneficial insects. Include at least 2 specimens of each kind. Family name may also be included if desired.
4. Display of six different insects and damage they represent. Two must be from forest, two from fruit and two from vegetable crops. Insects may be preserved or mounted.
5. Collection of 5 insects which have been parasitized by another insect.
6. Collection of 5 insects that parasitize other insects.
7. Display poster showing mounted specimens or pictures or both, of life cycle of five beneficial insects and how they benefit mankind.

CLASS 3 - Advanced Entomology Projects

Points Allowed: Blue 30; Red 25; White 20

Lot:

1. Collection of at least 40 insects. Must include at least 10 in previous years.
2. Display of 10 parasitic insects and the insect which they different orders and must be different from those displayed parasitize.
3. Identification must also include family level.
4. Display of insect specimens and damage caused by: Previous year's collection may be displayed along with these if desired.

GROUP

- A. Two different insects damaging forests
- B. Three insects or mites damaging tree fruits
- C. Three insects damaging vegetables
- D. Two insects damaging livestock. Damage by insects affecting economic weight gain of animals may be displayed by charts or graph from authenticated source.
- E. Two insects causing damage to grain. Identification must also include family level.

GROUP

- C. Cloverbud (Participation Only)
 1. Junior
 2. Intermediate
 3. Senior

DEPARTMENT 835 – WEEDS

Plants must be pressed and properly identified as to scientific name and common name.

Grand and reserve grand champion will be awarded at the judge's discretion per age group provided there are more than 5 individual entries per class and age group.

Grand Champion Rosette 50 points

Reserve Grand Champion 25 points.

CLASS 1 - Beginning Projects

Points Allowed: Blue 15; Red 12; White 10

Lot:

1. Plant press made by member
2. Display of chemicals used in weed control
3. Display of 5 weeds common to our area that may be used by humans as food. Describe how they are prepared

CLASS 2 - Advanced Projects

Points Allowed: Blue-20; Red-15; White-12

Lot:

1. Display of 15 weeds. Must include some common, some noxious, and some poisonous.
2. Display of 10 poisonous weeds, explaining what stage of growth makes the plant poisonous and what plant part is poisonous to humans or animals.

GROUP

- C. Cloverbud (Participation Only)
 1. Junior
 2. Intermediate
 3. Senior

Entertainment

FREE concert with your admission ticket into the fair! Eddie
Montgomery of Montgomery Gentry
Friday, September 9th at 7:30 pm



BIOGRAPHY

You might catch Eddie Montgomery taking a quick glance at an empty space beside him when he and The Wild Bunch take the stage to play the expected duet hits as well as tunes from his brand-new and mostly raucous solo debut “Ain’t No Closing Me Down.”

By tragic circumstance a solo artist, Eddie always feels the presence of Troy Gentry, his honky-tonking partner back to the days they played for beer or a chunk of flesh at a pig roast near their eastern Kentucky roots.

“I think he’ll have a blast with it, man,” says Eddie of his late partner. “I think he’s a part of it already. I’m sure he’ll be with me.”

The man who is always “with” Eddie on stage and immersed in the soul of his first solo album is his long-time partner, Troy Gentry, who died Sept. 8, 2017, in a helicopter crash that could have put a tragic end to Montgomery Gentry sound. Except Eddie made a promise that the MG sound would go on: Which, at its heart, is what this new album is all about.

Rowdily honed in honky-tonks and at parties in their Kentucky homeland, Montgomery Gentry rocked to stardom in 1999 with propulsive collection “Tattoos & Scars.” Over the next 18 years, the duo had 20-plus charted singles, collected CMA, ACM and Grammy nominations and awards with such unsubtle, blue-collar rallying cries as “Hell Yeah,” “My Town” and the irrepressible “Hillbilly Shoes.”

Their No. 1s included “If You Ever Stop Loving Me,” “Something to be Proud Of,” “Lucky Man,” “Back When I Knew It All” and “Roll With Me.” Grand Ole Opry members since 2009, MG also belong to the Kentucky Music Hall of Fame, where they join the likes of Bill Monroe, Tom T. Hall, Skeeter Davis, Lionel Hampton and Eddie’s brother, John Michael Montgomery. The last name on that list – “John Boy,” as Eddie refers to his brother – was with the other two young men when they tore up roadhouses and pig roasts, following the career path carved out by the Montgomery boys’ dad and his outfit, “Harold Montgomery and Whatever You Wanted To Call It.” The heart of that outfit: Harold on guitar and mom, Snookie, on drums.

“Me and John Boy were roadies,” says Eddie. “We seen a lotta things in honky-tonks.... The bartenders were our babysitters,

and we moved around a lot. I must’ve had my mid-life crisis by the time I was 8.”

“I’m happy where I’m at.” And part of the reason for that happiness is that he always has his best friend to lean on:

“Troy is always with me. He helped me write this album with my heart and soul.” Eddie continues describing how this new album was birthed after he knew it was time to go on as the M without the G. “I was just wanting to wait until it felt right for me, and when it come to me in my heart, with Troy and myself.

“Ain’t a day goes by that I don’t think of him,” he says. “We made a promise, a deal, way back when. It was over Jim Beam. It was: If one of us goes down, we want Montgomery Gentry to go on. Keep the music going. We were a honky-tonk band, and he’s with me, and he’s always going to be.” He smiles. “We were together so much, we finished each other’s sentences and everything,” a brotherhood that remains in his solo billing: “It’s always going to be ‘Eddie Montgomery of Montgomery Gentry.’”

Entertainment

FREE concert with your admission ticket into the fair!

Christian artist Ryan Stevenson

Thursday, September 8th at 7:00 pm



ABOUT RYAN STEVENSON: Following a nine-year stint as a paramedic, Pacific Northwest native Ryan Stevenson signed an exclusive agreement with Gotee Records in 2013 after capturing TobyMac's attention by co-writing the No. 1 and GRAMMY® nominated single "Speak Life." His first recording for the label was the Holding Nothing Back EP in 2013. This was followed by 2015's full-length album Fresh Start, which featured the RIAA Gold Certified® single "Eye of the Storm." No. 1 for 16 total weeks in 2016, including nine weeks at Billboard's Christian Airplay/Audience, "Eye of the Storm" was also at the top for 14 consecutive weeks on Billboard's Christian AC chart, and listed as the No. 2 Billboard Christian AC song that same year. The song also won a Dove Award for Christian Pop Contemporary Song of the Year in 2017, and was nominated for two 2017 K-LOVE Fan Awards as well as a 2017 Billboard Music Award for "Top Christian Song." In 2018 album he released No Matter What, which featured collaborations with Bart Millard of MercyMe and Amy Grant, along with the top single "With Lifted Hands," which became his fourth consecutive top 10 Billboard Christian Airplay single. With five No. 1 singles (three as an artist and two as a co-writer), a GRAMMY® nomination, Billboard Music Award nomination, a Dove Award (2017), ASCAP honors and major tour bills with the likes of TobyMac, MercyMe, Newsboys, and Matt Maher, among others, Ryan Stevenson has already distinguished himself as a rare talent whose unique perspective guides his honest lyrics and sonic sensibilities.

Entertainment

We will have entertainment for all people of all ages.
Daily entertainment schedules will be posted on our website
closer to fair, as well as posted daily on the fairgrounds.

**Alex Zerbe – The
Zaniac Comedy Show**



Joe Stoddard



**Wendy's
Tropical Birds**



**Bert Davis The
Copper Town**



**Older & Wiser
Band**



**Daybreak Canyon
Blue Grass**



Gladson Choir



Freeway Jones Band



PreFunc Band



And So Much More.....

PRCA Rodeo

Rodeo Schedule

- Saturday, September 10 at 7:00 pm
- Sunday, September 11 at 1:00 pm



The Professional Rodeo Cowboys Association (PRCA) is deeply committed to the proper care and treatment of the livestock used in rodeo. The Livestock Welfare Program is extensive and covers many aspects including livestock care standards, education, research, outreach and government relations.

Professional rodeo action consists of two types of competitions - roughstock events and timed events - and an all-around cowboy crown. Each competition has its own set of rodeo rules and order of events.

Rodeo 101- Roughstock Events

In the roughstock events bareback riding, saddle bronc riding and bull riding a contestant's score is equally dependent upon his performance and the animal's performance. To earn a qualified score, the cowboy, while using only one hand, must stay aboard a bucking horse or bull for eight seconds. If the rider touches the animal, himself or any of his equipment with his free hand, he is disqualified.

In saddle bronc and bareback riding, a cowboy must "mark out" his horse; that is, he must exit the chute with his spurs set above the horse's shoulders and hold them there until the horse's front feet hit the ground after the initial jump out of the chute. Failing to do so results in disqualification.

During the regular season, two judges each score a cowboy's qualified ride by awarding 0 to 25 points for the rider's performance and 0 to 25 points for the animal's effort. The judges' scores are then combined to determine the contestant's score. A perfect score is 100 points.

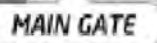
Rodeo 101- Timed Events

In timed events steer wrestling, team roping, tie-down roping, barrel racing and steer roping; cowboys and cowgirls at "the other end of the arena" compete against the clock, as well as against each other. A contestant's goal is to post the fastest time in his or her event. In steer wrestling and the roping events, calves and steers are allowed a head start. The competitor, on horseback, starts in a three-sided fenced area called a box. The fourth side opens into the arena.

A rope barrier is stretched across that opening and is tied to the calf or steer with a breakaway loop. Once the calf or steer reaches the head-start point - predetermined by the size of the arena - the barrier is automatically released. If a cowboy breaks that barrier, a 10-second penalty is added.

P

- 14. Wilken Building, Home Economics
- 15. Clements Building, Youth Exhibits
- 16. Creative Art Building
- 17. Restrooms/Showers
- 18. Stage
- 19. American Legion
- 20. Centennial Pavilion
- 21. Horse Barn
- 22. Restrooms
- 23. Arena
- 24. Warm-Up Arena
- 25. Beef Barn
- 26. Swine Barn



[illegible]

Chelan County Fair



ENTRY FORM

PLEASE PRINT CLEARLY

Exhibitor Number _____ Date _____

Name _____

Mailing Address _____

City, State, Zip _____

Phone _____

If under 18 years of age, Parent's Name _____

_____ Adult _____ Student _____ Senior _____ Premium Points Return

Open Class Youth Only DEPT#	CLASS	If req. DIV	LOT	EXHIBIT DESCRIPTION (As in Exhibitor's Guide)	Judges Placing	Other Awards

Notes:



A Fair to Remember

CHELAN COUNTY FAIR

SEPTEMBER 8-11



**CELEBRATING 70
YEARS OF COUNTY
FUN FOR EVERYONE!**



**WE CAN'T WAIT
TO SEE YOU ALL
AGAIN!**

WWW.CHELANCOUNTYFAIR.COM