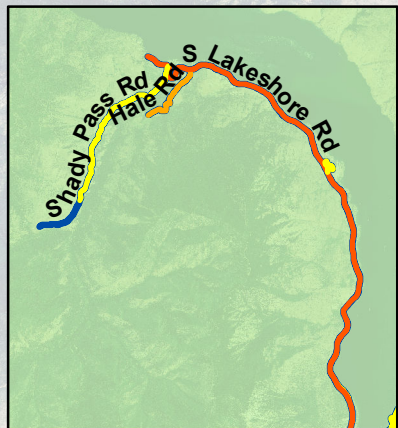


S Lakeshore Area



MANSON AREA SNOWPLOW PRIORITIES


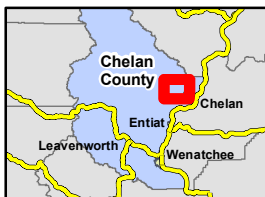

Central Manson Area



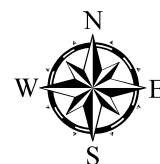
Legend

Snowplow Priority

- Priority #1
- Priority #2
- Priority #3
- County Roads
- City Roads
- County/City Roads
- Highways
- City Limits



This map is a graphic representation derived from Chelan County's Geographic Information System. It is designed and intended for reference only. Chelan County does not warrant, guarantee, or accept liability for the accuracy, timeliness, or completeness of any information provided therein. Users shall be responsible to independently verify all information contained in this map.



Print Date: 12/6/2017

